

**Cheshire East
Health and Wellbeing Board
Pharmaceutical Needs Assessment
2022-2025**

Contents

1.0	Executive Summary	4
2.0	Scope and Purpose of the Pharmaceutical Needs Assessment	8
3.0	Current Pharmaceutical Services	17
5.0	Essential Services	22
6.0	Advanced Services.....	24
7.0	Locally Commissioned Services.....	28
8.0	Dispensing Appliance Contractors (DAC)	34
9.0	Distance Selling Pharmacies	34
10.0	Dispensing Doctors.....	35
11.0	Community Pharmacy Provision Commissioned in Cheshire East	37
12.0	Community Pharmacy Opening Hours	44
13.0	Prescription Collection and Delivery Services.....	48
14.0	Factors Affecting Prescribing	50
15.0	Population and Housing	51
16.0	Ethnicity and Other Protected Characteristics.....	57
17.0	Chronic Disease	63
18.0	Deprivation	68
19.0	Impact of Covid-19 Pandemic on Community Pharmacy	70
20.0	The Six Statements required by Legislation	73
21.0	Map of Premises at which Pharmaceutical Services are Provided	79
Appendix A	The Public Survey	80
Appendix B	Care Community Profiles	97
Appendix C	Glossary of terms and phrases defined in regulation 2 of the 2013 Regulations	136
Appendix D	Map of Pharmacies in Care Communities.....	139
Appendix E	Healthwatch Engagement Qualitative Analysis.....	144
Appendix F	Dispensing Doctors Survey.....	148

CHESHIRE EAST PHARMACEUTICAL NEEDS ASSESSMENT 2022-2025

List of Tables

Table 1: Pharmacies granted Pharmacy Access Scheme Money within Cheshire East Council (January 2022)	18
Table 2: Seven quality criteria in the community pharmacy contract	19
Table 3: Pharmacies providing Public Health Services by Care Community	28
Table 4: Community dispensing premises located in Cheshire East, December 2021	37
Table 5: Changes in numbers of community pharmacies since last PNA	38
Table 6: Community pharmacies per 100,000 population, Cheshire East	40
Table 7: Average items per month prescribed by Cheshire East Care Communities during 2020/21 ..	41
Table 8: Dispensing flows for items prescribed by Cheshire East CCs during 2020/21	42
Table 9: Prescription dispensing flows between Cheshire East Care Communities, 2020/21	43
Table 10: Prescription Collection and Delivery Services in Cheshire East	48
Table 11: Predicted population change for Cheshire East, 2019 to 2029	51
Table 12: Predicted prescribing need for Cheshire East, 2019 to 2029	52
Table 13: Estimates of proposed housing on main Strategic Sites in Cheshire East by March 2025	53
Table 14: Accessibility aids provided by pharmacies in Cheshire East	59
Table 15: Prevalence of respiratory conditions in Cheshire East Care Communities	64
Table 16: Prevalence of cardiovascular conditions in Cheshire East Care Communities	65
Table 17: Prevalence of mental health conditions in Cheshire East Care Communities	66
Table 18: Prevalence of epilepsy and palliative care in Cheshire East Care Communities	67

List of Figures

Figure 1: Pharmacies per 100,000 population, November 2021	39
Figure 2: Pharmacies per 100,000 population in Care Communities, November 2021	39
Figure 3: Average monthly items per pharmacy based on prescribing by Cheshire East practices and dispensed by Cheshire East pharmacies compared to national trend	42
Figure 4: Pharmacy Opening Hours by Care Community - Weekday.....	45
Figure 5: Pharmacy Opening Hours by Care Community – Saturday.....	46
Figure 6: Pharmacy Opening Hours by Care Community - Sundays	47
Figure 7: Level of Deprivation in Cheshire East	68
Figure 8: Map Location of Care Communities, Community Pharmacies and GPs in Cheshire East	79

1.0 Executive Summary

Pharmaceutical Needs Assessments (PNAs) are carried out to assess the current and future needs for pharmaceutical services in the local population. They ensure that community pharmacy services are provided in the right place and meet the needs of the communities they serve.

Every Health and Wellbeing Board (HWB) has a statutory responsibility to conduct a PNA at least every three years. This PNA follows the 2018 version of the PNA. NHS England is required to use the finalised PNA to consider applications to open a new pharmacy, move an existing pharmacy or to commission additional services from a pharmacy. The national deadline for its production was extended due to the COVID-19 pandemic.

The PNA covers opening times ([Chapter 12](#)), services delivered ([Chapter 7](#)), and accessibility in relation to disability, language needs, ethnicity, sexuality, and rurality ([Chapter 16](#)). The production of the PNA has involved:

- Analysis of data relating to pharmaceutical need and demand from wide and varied sources
- Regular consultation with members of the Cheshire East Pharmaceutical Needs Assessment Steering Group, which brings together representatives from key organisations across Cheshire East
- A public survey and incorporation of 2 questions regarding pharmacies as part of broader Healthwatch conversations ([Appendix A](#) and [Appendix E](#))
- A dispensing doctors survey ([Chapter 10](#) and [Appendix F](#))
- A community pharmacy contractors survey ([Appendix B](#))

Conclusion

Based on this PNA, currently pharmaceutical provision in the towns and villages of Cheshire East borough is assessed as **adequate** in terms of location, opening hours and pharmaceutical services offered to the population.

Through examination of the available information, the PNA has not identified current or anticipated future need for new NHS pharmaceutical service providers in Cheshire East.

1.1 Current need

- There is currently an adequate level of community pharmacy provision in every major town in the Borough. The maps show that this provision is mostly located either in the town centres or close to GP surgeries. There are bordering pharmacies accessible for residents and the number of pharmacies in Cheshire East is near to the national average. ([Chapter 21](#))

CHESHIRE EAST PHARMACEUTICAL NEEDS ASSESSMENT 2022-2025

- The public survey shows that 77% of participants are satisfied with the pharmacy services received. The majority of participants were also satisfied with pharmacy opening hours (75% satisfied) and that it was very easy to get to their usual pharmacy (65%). Where residents left comments, common themes included: being unsatisfied with the prescription/dispensing service (7%); long waits (6%); being unsatisfied with opening hours (5%), being unhappy with service from staff (3%). [\(Appendix A\)](#)
- The current dispensing workload as demonstrated by the number of items dispensed per pharmacy is not significantly different to the England average. [\(Chapter 11\)](#)
- There are six practice premises in Cheshire East at which dispensing doctor services are available to eligible patients. Some of these practices cover very rural areas. Patients who receive dispensing doctor services are able to be supplied with medicines, but they may not be able to benefit from the wider range of essential and advanced services that community pharmacies are able to provide, or the Clinical Commissioning Group (CCG) and public health commissioned services. [\(Chapter 10\)](#)
- According to the Tartan rug, the town of Crewe experiences the greatest extent of deprivation in the Borough, and it also has the highest levels of premature mortality. There is a lower level of community pharmacy provision in the Crewe care community area and particularly in the north of the town, although the number of pharmacies per 100,000 population is still reasonable in terms of the national range [\(Chapter 11\)](#). Consideration has been given within this and the previous PNA in relation to the planned housing developments in the area [\(Chapter 15\)](#). However, we are assured that this area is adequately provided for by the pharmacies in central Crewe and the local independent provider in North East Crewe. The public survey respondents who reside in Crewe raised no concerns regarding access to pharmacies in terms of location.
- The pandemic has shown that community pharmacy has been resilient and adaptable. Being located in the heart of communities, many with high levels of deprivation, the pharmacies have been essential and valuable to residents, supporting them in their own communities. [\(Chapter 19\)](#)
- There is good coverage of pharmacy provision opening hours, with extended opening hours from 6.30am and throughout the day up to midnight. Care community areas with no evening or weekend provision are able to access the 100 hour pharmacies in neighbouring care communities and pharmacies outside of Cheshire East. [\(Chapter 12\)](#)

1.2 Future need

- The prescribing of medicines is predicted to grow by 7.7% by 2024 and a further 6.3% increase by 2029. This is a total increase in medicines use of 14.4% over the ten year period. Increases of this magnitude are likely in all areas of the country. Existing pharmacies may have to increase their capacity and review their working practices to meet this need. [\(Chapter 15\)](#)
- When using the Office of National Statistics population projections, pharmaceutical need is predicted to increase to a greater extent in the Knutsford care community and the Bollington, Disley and Poynton care community. The current dispensing workload is higher in the Bollington, Disley and Poynton care community (7,432)

than the England average (6,565) which is consistent with having fewer pharmacies per 100,000 population¹. However, this high volume of dispensing may be attributed by cross-border activity as the Bollington, Disley and Poynton care community borders with neighbouring local authorities. There are pharmacies in neighbouring authorities available for residents to access pharmaceutical services from. This might involve a change in the skill mix and capacity within each pharmacy to cope with the predicted additional demand. ([Chapter 11](#))

- Most of the increase in prescribing need will occur among older people. This PNA has highlighted several issues relevant to older people, including poor physical access to some community pharmacies, and insufficient accessibility aids in some pharmacies. ([Chapter 16](#))
- We have taken consideration of the main strategic sites of planned housing developments in relation to current pharmaceutical provision, and Cheshire East is generally well provided for. One area of concern is the planned South Cheshire Growth Village at Basford, Crewe. Consideration of the proposed site suggests that the health needs of the population will be adequately met by Rope Green Medical Centre and the associated Well Pharmacy as well as pharmacies in central Crewe. However, this will need to be monitored as the development progresses. ([Chapter 15](#))

1.3 Recommendations

- Patients who receive dispensing doctor services are able to be supplied with medicines, but they may not be able to benefit from the wider range of essential and advanced services that community pharmacies are able to provide, or the Clinical Commissioning Group and public health commissioned services. Existing pharmacies may have to increase their capacity and review their working practices to meet this need.
- Most of the increase in prescribing need will occur among older people. This PNA has highlighted several issues relevant to older people, including poor physical access to some community pharmacies, and insufficient accessibility aids in some pharmacies. It is recommended that NHS England, Cheshire East Council and NHS Cheshire Clinical Commissioning Group review accessibility of pharmacy sites, service quality and uptake, including consideration of cultural and equalities needs.
- When using the Office of National Statistics population projections, pharmaceutical need is predicted to increase to a greater extent in the Knutsford and Bollington, Disley and Poynton care communities. The current dispensing workload is higher in the Bollington, Disley and Poynton care community (7,432) than the England average (6,565) which is consistent with having fewer pharmacies per 100,000 population². This might involve a change in the skill mix and capacity within each pharmacy to cope with the predicted additional demand.

¹ NHSBSA General Pharmaceutical Services - England 2015/16-2020/21, Summary Tables, NHSBSA Copyright 2022. This information is licenced under the terms of the Open Government Licence

² NHSBSA General Pharmaceutical Services - England 2015/16-2020/21, Summary Tables, NHSBSA Copyright 2022. This information is licenced under the terms of the Open Government Licence

CESHIRE EAST PHARMACEUTICAL NEEDS ASSESSMENT 2022-2025

- A potential future gap of pharmaceutical provision in Basford, Crewe was identified due to a large planned housing development. It is recommended that this is monitored for pharmaceutical provision as the housing development progresses over the lifecycle of this PNA.
- Pharmacies have a continued important case-finding role in relation to high blood pressure.
- Pharmacies continue to have a role in support patients to recover quickly from minor ailments.

2.0 Scope and Purpose of the Pharmaceutical Needs Assessment

2.1 Introduction and Purpose

2.1.1 The Health Act 2009 instructed National Health Service (NHS) Primary Care Trusts (PCTs) to publish an assessment of needs for pharmaceutical services in its area. This assessment formed the basis for determining market entry onto a 'Pharmaceutical List' i.e. reviewing pharmacy applications to ensure adequate pharmaceutical provision to meet needs within their area.

2.1.2 With the abolition of PCTs, the Health and Social Care Act 2012 transferred the production of Pharmaceutical Needs Assessments (PNAs) to Health and Wellbeing Boards (HWBs) from the 1st April 2013. At the same time the responsibility for using these PNAs as the basis to determine market entry transferred to NHS England under the NHS (Pharmaceutical Services and Local Pharmaceutical Services) Regulations 2013.

2.1.3 The main purpose of the PNA is to enable NHS England to assess applications to open new premises from a pharmacy or dispensing appliance contractor against any geographical gaps identified within the PNA. The PNA should also identify whether there is a need for an additional service or services, or whether improvements or better access to existing services are required.

2.1.4 Although a PNA is primarily a document to enable NHS England to make application decisions, a robust PNA used in conjunction with the Joint Strategic Needs Assessment (JSNA) should aid commissioners within the Local Authority and Clinical Commissioning Groups (N.B. this will be replaced by the integrated care system with effect from 1st July 2022) to target services from pharmacies to areas of most need.

2.1.5 It is important that the PNA reflects both current need and considers any foreseeable changes that may impact on provision during the lifetime of the PNA. If substantive changes occur, either in population need or service provision, the HWB may decide that a revised PNA is required. However, the majority of changes may not require any action, or it may be decided that a supplementary statement assessing the change should be issued by the HWB.

2.2 Scope

2.2.1 The scope of the assessment of need must consider the following principles:

- The safe and efficient supply of medicines, including any additional (non-NHS commissioned) services provided by pharmacies such as:
 - support for housebound patients and older people

CHESHIRE EAST PHARMACEUTICAL NEEDS ASSESSMENT 2022-2025

- people with learning difficulties and
- medication administration support such as monitored dosage systems (MDS) where clinically appropriate. This could be considered an NHS service where there is an adjustment required following an assessment to comply with disability legislation including the Equality Act 2010.
- Pharmaceutical care that supports safe and effective use of medicines.
- Pharmaceutical care that provides quality healthcare and public health information and advice to all members of the population.
- High quality pharmacy premises that increase capacity and improve access to primary care services and medicines.
- Enhanced services which increase access, choice and support for self-care.
- Locally commissioned services (e.g. by Clinical Commissioning Groups or Local Authorities) which have the potential to reduce activity in primary care, avoidable hospital admissions and reduce bed-days.
- High quality pharmaceutical support to prescribers for clinical and cost-effective use of resources.

2.2.2 The PNA should be utilised as a service development tool in conjunction with the JSNA and the strategic plans from local commissioners. Mapping out current services and gaining a sense of future service needs will pinpoint the areas where the development of local pharmaceutical services may be necessary.

The PNA can be used by patients, current service providers, future service providers and commissioners alike in the following ways:

- **Maps and tables detailing specific services** - patients can see clearly where they can access a particular service.
- **Current service providers** - will be better able to understand the unmet needs of patients in their area and take steps to address this need.
- **Future service providers** - will be able to tailor their applications to be added to the pharmaceutical list to make sure that they provide the services most needed by the local community.
- **Commissioners** - will be able to move away from the 'one-size fits all approach' to make sure that pharmaceutical services are delivered in a targeted way.
- **NHS England** - will be in a better position to judge new applications to join the pharmaceutical list to make sure that patients receive quality services and adequate access without plurality of supply.

2.3 Development and Governance of the PNA

2.3.1 Cheshire East Health and Wellbeing Board have a statutory responsibility to publish an up-to-date statement of pharmaceutical needs. A revised pharmaceutical needs assessment is required to be published by 1st October 2022. Responsibility for the development and approval of the pre-consultation draft was delegated to the Director of Public Health.

2.3.2 The development of the PNA was overseen by a multi-professional steering group which included representatives from the following:

- Cheshire East Council Public Health
 - Member of Senior Management Team
 - Head of Intelligence
 - Business Intelligence – Research and Consultation
- NHS England
- NHS Cheshire CCG (this representation will need to change with the formation of the ICP)
- Community Pharmacy Cheshire and Wirral Local Pharmaceutical Committee
- Cheshire East Local Medical Committee
- Healthwatch
- Chief Pharmacists for Mid Cheshire Hospitals NHS Foundation Trust and East Cheshire NHS Trust

If members were unable to attend meetings, their views and contributions were gathered via telephone and email.

2.4 Patient and Public Involvement

2.4.1 Healthwatch Cheshire East had already gathered feedback from pharmacy users within the borough. Specific findings from several Healthwatch reports are incorporated into the PNA. These findings are taken from a report on GP and Pharmacy Access, a report on public views of pharmacy services during the Covid-19 pandemic broken down by care community, and an Across Cheshire programme³. The Healthwatch Across Cheshire programme consisted of a 9-week period of engagement with residents across Cheshire. It aimed to find out what matters most to people about their local health and care. Conversations were focused around COVID-19 vaccinations and boosters, flu jabs, access to services from GPs and dentistry, and identified priorities that included pharmacies and self-care. The feedback is designed to help the local NHS and Local Authorities to plan how to meet the health, care, and wellbeing and support needs of people in Cheshire.

2.4.2 To supplement the Healthwatch report, a public survey was carried out by Cheshire & Merseyside's Pharmacy Needs Assessment group on behalf of the Cheshire East steering group. It sought views on what people thought was important in terms of location, pharmaceutical services offered and customer service as well as their experiences of pharmacies and their staff within Cheshire East. The survey was open from November to December 2021. The survey was available on the council's website consultation page, advertised in the internal Cheshire East staff newsletter, promoted by the CCG and Healthwatch. Paper copies were held in libraries across the borough and a customer service

³ [Healthwatch Across Cheshire report published - Healthwatch Cheshire East](#)

phone line was set up for people unable to access the survey online. A total of 514 responses were received. Findings were collated into a report and where required supplementary analysis was undertaken to obtain more details or clarity. The results have been incorporated into the relevant sections within this PNA. An overview of additional findings plus a discussion on the representativeness of the participants compared to Cheshire East population as a whole are included in the appendix A.

2.4.3 The views of the pharmaceutical contractors within Cheshire East were captured via an electronic community pharmacy survey made available on PharmOutcomes, a clinical service platform for community pharmacies, during September 2021. The survey was developed in conjunction with the other Health and Wellbeing Board areas in Cheshire and Mersey. The survey ran from 8 November 2021 to 6 December 2021. It included questions regarding premises, additional services offered and provision for people with protected characteristics. All 78 community pharmacies within Cheshire East returned questionnaires resulting in a 100% response rate.

2.5 Consultation

2.5.5 A consultation exercise on the draft PNA will be carried out between 1st April 2022 and 10th June 2022 with all stakeholders as specified by legislation. Feedback will be considered and incorporated into this final version.

2.6 Localities used for considering pharmaceutical services

2.6.1 The localities used within the PNA match the standard geographies used within the Joint Strategic Needs Assessment. Data are presented by care communities and Cheshire East Local Authority. The eight care communities are based on groups of GP practices who are working within a network contract agreement with other health and care professionals to deliver services locally. Physical boundaries for these localities were developed by looking at the proportions of the registered populations of these GP groups. Standard geographies such as Middle Super Output Areas (MSOAs) were then allocated to these care communities accordingly, encompassing both town and rural communities in each cluster. This enables us to profile standard data sets such as Census data to these new geographies. An advantage of using these localities is that they better fit general practice (GP) and community pharmacy patient flows. Additionally, community pharmacies also have a contractual element around joint working with Primary Care Networks (PCNs) within a Network Contract Agreement. Another advantage is that a large amount of mapping of service provision against health need had already been undertaken with reference to these localities within the body of the JSNA.

2.6.2 The Cheshire East JSNA and PNA also contain some town-level analyses, constructed from Middle Level Super Output Areas (MSOAs). Town-level analyses illustrate local

variations between communities, which may be hidden by the larger care communities.

2.7 Strategic Direction

2.7.1 The Joint Health and Wellbeing Strategy for the population of Cheshire East for 2018-2021⁴ states that the Cheshire East Health and Wellbeing Board would work together to reduce health inequalities and make a positive difference to people's lives, through a partnership that understands and takes action to improve the health and wellbeing of the population now and in the future. The Board would do this by:

- Providing strategic system leadership
- Demonstrating improved outcomes within a broad vision of health and wellbeing
- Enabling people to be happier, healthier, and independent for longer
- Making the connections between wellbeing and economic prosperity
- Supporting people to take personal responsibility and make good lifestyle choices
- Engaging effectively with the public

2.7.2 The Joint Health and Wellbeing Strategy for Cheshire East for 2018-2021 details a number of priorities focused on supporting everyone in Cheshire East, from childhood through to older age. The Health and Wellbeing Board's priorities for 2018-2021 are:

- Create a place that supports health and wellbeing for everyone living in Cheshire East
- Improving the mental health and wellbeing of people living and working in Cheshire East
- Enable more people to Live Well for Longer

2.7.3 In 2016, Sustainability and Transformation Partnerships (STPs) were established to support the implementation of the Five Year Forward View^[1]. The Cheshire & Merseyside (C&M) Sustainability and Transformation Partnership aimed to make improvements to health and care that are place-based and built around the needs of the local population. This partnership evolved to become the Cheshire & Merseyside Health and Care Partnership.

This is now becoming an Integrated Care System (ICS) which will take effect as of 1st July 2022, as set out by the NHS Long Term Plan published in 2019^[2]. Within the ICS, there will be an Integrated Care Board (ICB) and an Integrated Care Partnership (ICP). ICBs will be established as new statutory organisations to lead integration within the NHS. The ICB will be responsible for the day-to-day running of the NHS in Cheshire and Merseyside, including planning and buying healthcare services. ICPs bring together the NHS organisations, local authorities, and wider partners in a defined geographical area to deliver more joined up

⁴ The Joint Health and Wellbeing Strategy for the Population of Cheshire East 2018-2021 [Layout 1 \(cheshireeast.gov.uk\)](https://www.cheshireeast.gov.uk)

^[1] NHS Five Year Forward View [NHS England » NHS Five Year Forward View](https://www.nhs.uk/longtermplan)

^[2] The NHS Long Term Plan [NHS Long Term Plan v1.2 August 2019](https://www.nhs.uk/longtermplan)

approaches to improving health and care outcomes. It is anticipated that from 1st July 2022 Clinical Commissioning Groups (CCG) will be replaced by ICBs that will take on responsibility for commissioning pharmaceutical services.

These changes are as a result of the White Paper “Integration and innovation: working together to improve health and social care for all”^[3] published February 2021 and the Health and Care Transformation Bill 2021, currently moving through parliament, which sets out legislative proposals to support the implementation of the objectives described in the Long Term Plan.

2.7.4 The Cheshire and Merseyside (C&M) Health and Care Partnership Strategy 2021-2025 outlines the Integrated Care System approach for the region. This covers 9 Clinical Commissioning Groups, 9 local authorities and many healthcare providers. Priorities identified within the C&M Health & Care Partnership include to:

- Improve population health and healthcare
- Tackle unequal outcomes and access
- Enhance productivity and value for money
- Help the NHS to support broader social and economic development.

Furthermore, there are eight additional supporting and enabling programmes: Digital Transformation; Population Health Platform; Provider Collaboratives; Place Based Integrated Care Partnerships; Workforce Planning; Service Design and Transformation; Research & Innovation; and Communication and Engagement.

2.7.5 The Cheshire East Partnership Five Year Plan 2019-2024 has a vision to improve the health and wellbeing of local communities, enabling people to live longer and healthier lives. The focus of the Cheshire East Partnership will be upon tackling inequalities and the wider causes of ill-health; prevention of ill health, early intervention and health improvement; ensuring actions are centred on the individual, their goals, and the communities in which they live; and having shared planning and decision making with residents. The strategic goals for the Cheshire East Place over the next five years are:

- To develop and deliver a sustainable, integrated health and care system
- To create a financially balanced system
- To create a sustainable workforce
- To significantly reduce the health inequalities.

2.7.6 The Cheshire East Partnership Five Year Plan 2019-2024 outlines a number of

^[3] White Paper [Integration and innovation: working together to improve health and social care for all \(HTML version\)](https://www.gov.uk/government/uploads/system/uploads/attachment_data/file/92222/integration-and-innovation-working-together-to-improve-health-and-social-care-for-all.html) - GOV.UK (www.gov.uk)

outcomes to achieve. These are to:

- Create a place that supports health and wellbeing for everyone living in Cheshire East
- Improve the mental health and wellbeing of people living and working in Cheshire East
- Enable more people to Live Well for Longer in Cheshire East
- Ensure that children and young people are happy and experience good physical and mental health wellbeing.

These outcomes will be achieved through the following workstreams: cardiovascular health; respiratory health; children's health; mental wellbeing and social prescribing; and older people's health and dementia.

2.7.7 Nationally, the GP Long Term Plan⁵ sets out ambitions to explore a 'pharmacy connection scheme' to reduce in-hours and out-of-hours workload for GPs by redirecting minor ailments to pharmacists, rather than to GPs. This is the Community Pharmacist Consultation Service (CPCS) which is now live within community pharmacies.

2.7.8 It is essential that local pharmacists engage with the C&M Health & Care Strategy and are considered within transformation plans.

2.8 Pharmacy Integration

2.8.1 With the incoming Integrated Care System transformation in the Health and Care system, two Chief Pharmacists at the two local acute hospital trusts were consulted in January 2022 on the direction of travel for pharmacy integration between hospital pharmacy and community pharmacy. The suggested areas of integration are:

- Integration of pharmacy workforce across all systems. Digital interoperability between Primary Care Network pharmacy (such as dispensing doctors), acute pharmacy, and community pharmacy. This will improve information sharing across settings, organisations and geographies, as well as between professionals and citizens, to optimise patient outcomes and quality of care.
- Implementation of the national Discharge Medicines Service (DMS) – NHS Trusts are able to refer patients who would benefit from extra support with their medicines after they are discharged from hospital to their community pharmacy. This is a

⁵ GP Long Term Plan [gp-contract-2019.pdf \(england.nhs.uk\)](#)

national priority and opportunity⁶. This will improve patient safety at transitions of care and reduce readmissions to hospital.

2.8.2 In addition, potential opportunities of integration at a place level were identified. These are:

- Improved hospital discharge processes through the Discharge Medicines Service at place.
- Supply of medicines – working closer with community pharmacy colleagues to reinstate medicine supply, reducing the quantity required to be provided by the hospital pharmacy at point of discharge to facilitate more rapid discharge. This also relates to the Discharge Medicine Service.
- There are opportunities for brief interventions or healthy lifestyles interventions and onward referral to community services after hospital discharge. However, this would need to be undertaken in a way that is mindful of the existing workload of the hospital pharmacy team. There is also a difficulty in delivering interventions because of confidentiality. This might improve when a secure web-based clinical service platform is implemented. Having a secure online network that combines distance selling pharmacies, hospital and community pharmacy will help to ensure supply of medicine for the patient and enable continuous communication.
- Social care discharging - onward referral to specialist team of pharmacists. There is an opportunity to further strengthen relationships and seek opportunities to safeguard care home patients through collaborative working, to optimise medicines management of care home patients and reduce the risk of unnecessary readmission.
- Improve methods of communication between hospital pharmacy and community pharmacy – for instance, the ability to leave notes on the patient’s system to support medicine compliance in the community.
- Related to communication,
 - hospital pharmacy would benefit from more engagement from community pharmacy when they don’t have stock of a particular drug. Because of this, the dispensing is picked up by the hospital, when potentially it could be picked up by the community pharmacy. By taking on this change, the patient experience of pharmacy could improve, and this could also reduce load on acute services. Information sharing on drug interactions between community and hospital pharmacies may also be beneficial in cases where hospitals are prescribing and dispensing certain drugs for one patient whilst the community pharmacists are dispensing others.
- There is an opportunity for the community pharmacies to be set up to make up compliance packs to support the hospital. This means that hospital can discharge faster and free up beds. Currently, East Cheshire NHS Trust hospital will only supply a

⁶ [Overview | Medicines optimisation: the safe and effective use of medicines to enable the best possible outcomes | Guidance | NICE](#)

patient 14 days' worth of medicine if there have been changes to medicines upon discharge. However, if the medicines stay the same, East Cheshire NHS Trust supplies 7 days' worth of medicines upon discharge. There is an opportunity to explore how this can be fast-tracked to pharmacy and GP within 7 days.

- Improved mechanisms for dispensing medication for emergency supplies so that patients are not attending Accident and Emergency Departments for this purpose.

2.8.3 In the public survey, participants were asked 'If you have needed to use a hospital pharmacy, would you like to have the option to have the prescription dispensed at your local pharmacy?'. 49% of participants answered they would like to have the option to have their prescription dispensed at their local pharmacy, compared with 13% who answered no they wouldn't like to have the option to have the prescription dispensed at their local pharmacy. 32% of participants answered they have never used a hospital pharmacy and just over 6% skipped this question.

2.9 Sustainability

2.9.1 NHS Cheshire CCG, Cheshire East Local Authority and the Health and Wellbeing Board have committed to take action to improve sustainability, in line with the national ambition to deliver the world's first net zero health service and respond to climate change, improving health now and for future generations.

2.9.2 Climate change and health and wellbeing are inextricably linked. Carbon emissions and particulates in the atmosphere increase the risk of poor health from asthma, heart disease and cancer, while extreme weather events linked with climate change represent a risk to health and life as well as damaging property, homes and businesses. Medicines and the associated supply chain contribute around 25% of the overall NHS carbon footprint, and community pharmacies are in a unique position to support patients to take their medicines as intended while avoiding over-ordering and stockpiling. They are also able to promote healthy lifestyles and other interventions that may reduce the need for medicines and their associated carbon footprint, for example by including healthy lifestyle messages when delivering the New Medicines Service.

2.9.3 A specific requirement to reduce the carbon impact of inhaled devices was introduced into the Community Pharmacy Quality Scheme in 2021, with community pharmacy being asked to promote the return of used or unwanted inhalers to pharmacy for safe destruction.

3.0 Current Pharmaceutical Services

3.1 Funding of Community Pharmacies

3.1.1 Funding of community pharmacy comes from several sources:

- NHS Community Pharmacy contractors are paid for services they provide under the community pharmacy contractual framework according to a set of fees and allowances agreed between the Department of Health and Pharmaceutical Services Negotiating Committee. These are published in the Drug Tariff each month. The whole framework is being reviewed nationally. The community pharmacy contractual framework is the mechanism the NHS uses to contract pharmaceutical service from community pharmacy contractors
- Local Commissioners: Additional income comes from providing services commissioned locally by CCGs, Local Authorities such as smoking cessation and needle exchange services
- Sale of goods and service over the counter

3.1.2 For most pharmacies, over 80% of their funding comes from their NHS contract, contracted under the Community Pharmacy Contractual Framework (CPCF). The Department of Health has announced cuts to the funding of pharmacies and there is concern that this could impact on the viability of some pharmacies. At this time the full impact of how many pharmacies might close is not known. In order to mitigate the risk of pharmacy closures, the Pharmacy Access Scheme (PhAS) has been introduced. Subject to fulfilling certain criteria, a pharmacy could qualify for payments to bridge the funding reduction.

CHESHIRE EAST PHARMACEUTICAL NEEDS ASSESSMENT 2022-2025

Table 1: Pharmacies granted Pharmacy Access Scheme Money within Cheshire East Council (January 2022)

Care Community	Area	Pharmacy	Address	Postcode
Nantwich & Rural	Audlem	Boots	1 CHESHIRE STREET, AUDLEM, CREWE	CW3 0AH
SMASH	Sandbach - Elworth	Wise Pharmacy	11 LONDON ROAD, ELWORTH, SANDBACH	CW11 3BD
	Middlewich	Cledford Pharmacy	70 WARMINGHAM LANE, MIDDLEWICH	CW10 0DJ
Crewe	Crewe – Coppenhall	Rydale Pharmacy	18 NORTH STREET, COPPENHALL, CREWE	CW1 4NL
Congleton, Holmes Chapel	Goostrey	Goostrey Pharmacy	3 CHESHIRE HOUSE, 164 MAIN ROAD, GOOSTREY, CREWE	CW4 8JP
Macclesfield	Macclesfield	Andrews Pharmacy	71 KENNEDY AVENUE, MACCLESFIELD	SK10 3DE
Bollington, Disley, Poynton	Bollington	Rowlands Pharmacy	BOLLINGTON MEDICAL CENTRE, THE WATERHOUSE, WELLINGTON ROAD, BOLLINGTON	SK10 5JH
	Disley	Well	11 FOUNTAIN SQUARE, DISLEY	SK12 2AB
Alderley Edge, Handforth, Chelford, Wilmslow	Handforth	Tesco In Store Pharmacy	KILN CROFT LANE, HANDFORTH, WILMSLOW	SK9 3PA
	Prestbury	Prestbury Pharmacy	UNICORN HOUSE, PRESTBURY, MACCLESFIELD	SK10 4DG
	Wilmslow	Lloyds Pharmacy	UNIT 2, SUMMERFIELD VILLAGE CTR, DEAN ROW ROAD, WILMSLOW	SK9 2TA

3.2 Quality Payment

The Department of Health introduced ‘Quality Payments’, into the community pharmacy contractual framework in 2017, to reward high quality in community pharmacies. This consists of gateway criteria i.e. those criteria a pharmacy must reach in order to gain payment for other quality related domains. Since the introduction of ‘quality payments’, the gateway criteria have changed over the years to ensure a continued quality improvement approach.

CHESHIRE EAST PHARMACEUTICAL NEEDS ASSESSMENT 2022-2025

Currently the three gateway criteria are:

1. Advanced service - Each contractor needs to have completed 20 New Medicine Service (see chapter 6.6 for more detail) interventions between 1st April 2021 and 5th April 2022.
2. Safety report and demonstrable learnings from the Centre for Pharmacy Postgraduate Education (CPPE) Look Alike, Sound, Alike (LASA) e-learning. This has two parts:
 - a) CPPE LASA e-learning and assessment - All pharmacy professionals must have completed and passed this course, and
 - b) New Safety Report - Each pharmacy must have a new safety report to replace one completed in 2020.
3. Risk Review. This has two parts:
 - a) CPPE risk management e-learning and assessment, which must be completed by all pharmacy professionals, and
 - b) Risk review of the whole pharmacy, specifically including management to minimise transmission of COVID-19

Once a community pharmacy contractor has achieved all of these, they are able to complete seven quality domains. A payment can be claimed for each of these providing the pharmacy meets the domain.

Table 2: Seven quality criteria in the community pharmacy contract

Domain	Description
Medicines Safety and Optimisation	Audit of patients taking anti-coagulants
Respiratory	Personalised asthma plans, inhaler technique check, return of unwanted and unused inhalers
Digital	Training for pharmacy professionals in conducting consultations remotely
Primary Care Network	To work jointly with PCN GPs on the annual influenza vaccination programme
Prevention	Infection prevention control and antimicrobial stewardship*
Addressing unwarranted variation in care	Training requirement for all pharmacy professionals on health inequalities
Healthy Living Support	Training around weight management for all pharmacy staff and all staff able to refer patients to local services.

*Antimicrobial stewardship (AMS) refers to an organisational or healthcare system-wide approach to promoting and monitoring judicious use of antimicrobials to preserve their future effectiveness. Addressing antimicrobial resistance through improving stewardship is a national medicines optimisation priority, led by NHS England and supported by Public Health England.⁷

⁷ [Antimicrobial stewardship | Medicines guidance | BNF content published by NICE](#)

4.0 Definition of Pharmaceutical Services

4.1 The NHS Act 2006 sets out the definition for pharmaceutical services. Pharmaceutical services are generally provided by virtue of Part 7 of the Act. Under section 126(1) – (3), NHS England is required to secure, on the basis of regulations made by the Secretary of State, the provision of services to people in their area of medicines and listed appliances and "such other services as may be prescribed" (section 126(3)(e)). Prescribed services must be set out in Regulations. Therefore, these prescribed services, and the dispensing services referred to in section 126(3)(a) to (d), constitute the core "essential" NHS pharmaceutical services. Section 127 also provides for "additional pharmaceutical services" to be set out in Directions to NHS England. Directed services include advanced and enhanced services for pharmacy contractors and advanced services for dispensing appliance contractors.

4.2 The Community Pharmacy Contractual Framework was introduced in 2005. Under the framework, there are three types of service which can be provided by community pharmacy and/or appliance contractors. In the PNA, the pharmaceutical services that are to be considered are:

- "Essential services" which every community pharmacy providing NHS pharmaceutical services must provide. These are the dispensing of medicines, promotion of healthy lifestyles, and support for self-care including appropriate signposting.
- "Advanced services", which are nationally commissioned and a pharmacy contractor can choose which ones they provide. There are currently nine different 'advanced services'. These are listed below but full detail of each is given in chapter 6:
 - New medicines service (NMS)
 - Seasonal Flu Vaccination Service
 - Community Pharmacy Consultation Service (CPCS)
 - Hepatitis C testing service
 - Hypertension Case Finding Service
 - Appliance Use Review
 - Stoma Appliance Customisation
 - Smoking Cessation service
- Locally commissioned services that are commissioned by NHS England and Improvement. NHS England commission a service from four pharmacies to hold stocks of medicines required in an emergency situation e.g. antivirals.

Since January 2021 they also commission the COVID-19 Vaccination Service from nine pharmacies in Cheshire East. These are:

- Andrews Pharmacy, Macclesfield

CESHIRE EAST PHARMACEUTICAL NEEDS ASSESSMENT 2022-2025

- Hollowood Pharmacy, Crewe
- Allied Pharmacy, Alsager
- Boots Pharmacy, Wilmslow.
- Rowlands Pharmacy, Bollington
- The Village Pharmacy, Prestbury
- Tesco Pharmacy, Congleton
- Well Pharmacy, Sandbach
- Well Pharmacy, Congleton

4.3 Since April 2013, the definition of pharmaceutical services in relation to the PNA does not include any services commissioned from pharmaceutical contractors by Local Authorities and Clinical Commissioning Groups.

5.0 Essential Services

5.1 Dispensing Medicines or Appliances.

Pharmacies are required to maintain a record of all medicines dispensed, and also to keep records of any interventions made which they judge to be significant. Whilst the terms of service require a pharmacist to dispense any (non- blacklisted) medicine ‘with reasonable promptness’, for appliances the obligation to dispense arises only if the pharmacist supplies such products “in the normal course of his business”.

The Electronic Prescription Service (EPS) has been implemented as part of the dispensing service. Prescription-linked interventions can be identified during the dispensing process and pharmacists can identify patients with specified health needs which should be addressed. The health needs that the HWB wish to be targeted could be agreed with the NHS England and the Local Pharmaceutical Committee (LPC).

5.2 Repeat Dispensing.

Pharmacies will dispense repeat prescriptions and store the documentation if required by the patient. They will ensure that each repeat supply is required and check that there is no reason why the patient should be referred back to their General Practitioner (GP). This service is aimed at patients with long term conditions who have a stable medication routine and hence may have less opportunity to discuss any health issues with their GP or nurse.

Pharmacists are required to check if a patient is using their medication. This gives them an opportunity to identify if a patient is not using their medication as intended and hence may not be getting the desired health outcomes for which the medications were prescribed. This process was introduced as a paper-based process with low uptake by GPs. Now that EPS has been embedded, NHS Digital are supporting practices to use electronic repeat dispensing and targets have been added to the GMS contract. Rates of repeat dispensing remain lower than the national average and targets – between 3% and 5% over the past two years.

5.3 Disposal of Unwanted Medicines.

Pharmacies are obliged to accept back unwanted medicines from patients. The pharmacy will, if required by NHS England or the waste contractor, sort them into solids (including ampoules and vials), liquids and aerosols. NHS England will make arrangements for a waste contractor to collect the medicines from pharmacies at regular intervals. Additional segregation is also required under the Hazardous Waste Regulations.

Pharmacy staff have the opportunity to identify patients who have not taken the medicines they were prescribed. This can initiate a discussion to identify problems, such as side effects or dosage regimes, which could be addressed to help improve the patients’ health

outcomes. A significant amount of wasted NHS resource is attributed to medications being used incorrectly or not at all. Locally, other sharps can be taken into the pharmacy for safe disposal. This service is commissioned by the local authority.

5.4 Public Health Campaigns and Promotion of Healthy Lifestyles.

Each year pharmacies are required to participate in up to six public health campaigns at the request of NHS England. These campaigns involve the display and distribution of leaflets provided by NHS England. In addition, pharmacies are required to be “healthy living pharmacies” which requires accreditation and then participation in a wide range of health promotion activities to support their local populations. This was a gateway criteria originally and is now an “essential service”.

5.5 Signposting.

Pharmacies will be expected to help people who ask for assistance by directing them to the most appropriate source of help if they are unable to resolve the person’s issue. All community pharmacies are required to have completed training and accreditation to be ‘healthy living’ pharmacies.

5.6 Support for Self Care.

Pharmacies will help to manage minor ailments and common conditions, by the provision of advice and where appropriate, the sale of medicines, including dealing with referrals from NHS Direct/NHS 111. Records will be kept where the pharmacist considers it relevant to the care of the patient.

5.7 Clinical Governance.

The clinical governance requirements of the community pharmacy contractual framework cover a range of quality related issues. Clinical governance is a system through which healthcare providers are accountable for continuously improving the quality of their services and safeguarding high standards of care, by creating an environment in which excellence in clinical care will flourish.⁸ In December 2016, the Department of Health introduced the Quality Payments Scheme for community pharmacy contractors. This attached payments, for community pharmacy contractors, subject to them meeting a range of quality criteria. Although new, it is anticipated that the quality incentives will continue but that criteria will evolve over time to encourage continuous improvements. The arrangements for some of the criteria for a distance selling pharmacy are slightly different.

⁸ [Clinical Governance guidance updated final.pdf \(psnc.org.uk\)](#)

6.0 Advanced Services

6.1 Hypertension Case Finding Service

This service aims to support the NHS Long Term Plan for prevention of cardiovascular disease by:

- Identifying people aged 40 years or older with high blood pressure who have previously not had a confirmed diagnosis of hypertension. At the discretion of the pharmacist, people under 40 may also be included in the service
- At the request of a GP, undertaking ad-hoc normal and ambulatory blood pressure measurements
- Providing an opportunity to promote healthy behaviours to patients

The service has two stages:

- Stage 1 - identifying people at risk of hypertension and offering them an opportunity to have their blood pressure measured
- Stage 2 - offering 24-hour ambulatory blood pressure monitoring (ABPM) if a person's blood pressure reading is high at Stage 1 or they are referred to the pharmacy by their GP

Patients identified with high blood pressure will be referred to their GP.

6.2 Flu Vaccination.

Community pharmacists have been commissioned to provide the seasonal flu vaccination service since 2015 to anyone over 18 who is eligible for an NHS flu vaccination that winter season.

Immunisation is one of the most successful and cost-effective health protection interventions and is a cornerstone of public health. High immunisation rates are key to preventing the spread of infectious disease, complications and possible early death among individuals and protecting the population's health. For most healthy people, influenza is an unpleasant but usually self-limiting disease. However, those with underlying disease are at particular risk of severe illness, hospital admission, or death from influenza. The aim of the seasonal influenza vaccination programme is to protect adults and children who are most at risk should they develop influenza by offering protection against the most prevalent strains of influenza virus.

6.3 Hepatitis C testing service.

This service focuses on provision of point of care testing for Hepatitis C antibodies to people who inject drugs, i.e. individuals who inject illicit drugs but haven't yet moved to the point of accepting treatment for their substance use. Where people test positive for Hepatitis C antibodies, they will be referred for a confirmatory test and treatment, where appropriate.

6.4 Appliance Use Review (AUR).

Appliance Use Review (AUR) was introduced into the NHS community pharmacy contract on 1 April 2010. This service can be provided by either community pharmacy or appliance contractors and can be carried out by a pharmacist or a specialist nurse either at the contractor's premises or at the patient's home.

6.4.1 The service has a national service specification but was established locally between Primary Care Trusts and their pharmacy contractors. A fee is payable to all community pharmacy and appliance contractors for each AUR they have carried out. There is a different fee depending on whether the AUR was carried out in the patient's home or on the contractor's premises. The maximum number of AURs for which a contractor is eligible to be paid for under this service is not more than 1/35th of the aggregate number of specified appliances dispensed by the contractor during the financial year.

6.4.2 AURs should improve the patient's knowledge and use of any specified appliance by:

- establishing the way the patient uses the appliance and the patient's experience of such use
- identifying, discussing and assisting in the resolution of poor or ineffective use of the appliance by the patient
- advising the patient on the safe and appropriate storage of the appliance
- advising the patient on the safe and proper disposal of the appliances that are used or unwanted

6.5 Stoma Appliance Customisation (SAC)

Stoma Appliance Customisation (SAC) was also introduced on 1 April 2010. The service involves the customisation of a quantity of more than one stoma appliance, based on the patient's measurements or a template. The aim of the service is to ensure proper use and comfortable fitting of the stoma appliance and to improve the duration of usage, thereby reducing waste. This service can be provided by either pharmacy or appliance contractors. Between April 2020 and March 2021, 31 SACs were provided by eight pharmacies in Cheshire East.

6.6 New Medicines Service (NMS).

The New Medicines Service (NMS) was the fourth advanced service to be introduced in the NHS community pharmacy contract and was introduced on 1 October 2011. This service can be provided by pharmacies only. The NMS was originally implemented as a time-limited service but is now an ongoing service within the Community Pharmacy Contract.

6.6.1 The New Medicines Service aims to:

CHESHIRE EAST PHARMACEUTICAL NEEDS ASSESSMENT 2022-2025

- Help patients and carers manage newly prescribed medicines for a long-term condition (LTC) and make shared decisions about their LTC.
- Recognise the important and expanding role of pharmacists in optimising the use of medicines.
- Increase patient adherence to treatment and consequently reduce medicines wastage and contribute to the NHS Quality, Innovation, Productivity and Prevention agenda.
- Supplement and reinforce information provided by the GP and practice staff to help patients make informed choices about their care.
- Promote multidisciplinary working with the patient's GP practice.
- Link the use of newly-prescribed medicines to lifestyle changes or other non-drug interventions to promote well-being and promote health in people with LTCs.
- Promote and support self-management of LTCs, and increase access to advice to improve medicines adherence and knowledge of potential side effects.
- Support integration with LTC services from other healthcare providers and provide appropriate signposting and referral to these services.
- Improve pharmacovigilance*.
- Through increased adherence to treatment, reduce medicines-related hospital admissions and improve quality of life for patients.

*Pharmacovigilance is the science and activities relating to the detection, assessment, understanding and prevention of adverse effects or any other medicine/vaccine related problem

6.6.2 The NMS is focused on the following patient groups and conditions. For each, a list of medicines has been agreed. If a patient is newly prescribed one of these medicines for these conditions, they will be eligible to receive the service:

- Acute coronary syndromes
- Asthma and COPD
- Atrial Fibrillation
- Coronary Heart Disease
- Diabetes (type 2)
- Epilepsy
- Glaucoma
- Gout
- Heart Failure
- Hypercholesterolaemia
- Hypertension
- Long term risks of venous thromboembolism/embolism
- Osteoporosis
- Parkinson's disease
- Stroke or transient ischemic attack

- Urinary incontinence or retention

6.6.3 There is no routine information available about the use of NMSs for each condition, so it is not currently possible to estimate the proportion of new patients in Cheshire East who receive this service. However, the current overall volume of service is likely to be sufficient to meet need, providing the use of this service is appropriately targeted.

6.7 Smoking Cessation service

This service enables NHS trusts to refer patients discharged from hospital to a community pharmacy of their choice to continue their smoking cessation care pathway, including providing medication and behavioural support, as required; in line with the NHS Long Term Plan care model for tobacco addiction. This is due to start from Spring 2022.

6.8 Community Pharmacist Consultation Service

Patients are referred to a community pharmacist by NHS 111 or from a GP surgery when they have a need to access urgent supply of their medicines or have minor low acuity illness. The pharmacist will have a consultation with the patient, determine the help that is needed and if they cannot resolve the issue themselves, sign post the patient to an appropriate clinician who can help them.

7.0 Locally Commissioned Services

7.1 Services Commissioned by Cheshire East Council

7.1.1 Under the Health and Social Care Act 2012, responsibility for commissioning certain public health services sits in Local Authorities. It is now mandatory for Cheshire East Council to commission community based sexual health services, NHS Health Checks and the National Child Measurement Programme. Local authorities can also commission other public health services according to local needs. Other public health services are commissioned by NHS England for example, screening and immunisation programmes.

7.1.2 Several public health services may be provided by and within community pharmacies. This is evident in current local arrangements. In 2016, many local authority services were re-commissioned through a formal recommissioning process. In commissioning these services, efforts have been taken to ensure that the provision reflects local needs. The table below illustrates the number and proportion of community pharmacies that provide public health services currently commissioned by Cheshire East Council. Pharmacy level tables can be found in the Appendix B.

Table 3: Pharmacies providing Public Health Services by Care Community

Care Community	No. Pharmacies	Emergency Hormonal Contraception (EHC)	Quick Start Contraception	Chlamydia Screening - Postal Kit	Smoking Cessation Services	Supervised Consumption	Needle Exchange
Alderley Edge, Chelford, Handforth, Wilmslow	11	6	5	2	2	1	1
Bollington, Disley, Poynton	4	2	2	2	0	0	0
Congleton, Holmes Chapel	12	8	6	4	0	3	2
Crewe	15	14	13	7	1	7	1
Knutsford	5	5	4	2	1	0	1
Macclesfield	12	11	7	5	1	5	4
Nantwich and Rural	6	5	5	2	0	2	1
SMASH	13	11	8	5	1	2	3
Cheshire East	78	62 (79%)	50 (64%)	29 (37%)	6 (8%)	20 (26%)	13 (17%)

Data Source: Public Health Commissioners 2022

7.1.3 Emergency Hormonal Contraception (EHC). This service facilitates the provision of Levonorgestrel and Ulipristal Acetate for Emergency Hormonal Contraception (EHC) by pharmacists in Cheshire East. This is provided when appropriate to clients in line with the requirements of a Patient Group Direction (PGD). As part of the assessment for eligibility, under 16s must be competent to consent to the treatment (Fraser competencies). The service constitutes a particularly important component of the total contraceptive and sexual health service provision and is essential in order to support the service already provided by sexual health clinics commissioned by East Cheshire Trust and provided by Axess (Liverpool University Hospital Foundation Trust). The service helps to support the reduction of teenage pregnancy.

7.1.4 EHC is available from 79% of community pharmacies in Cheshire East, although this proportion is higher in the Crewe, Macclesfield and SMASH Care Communities. The lowest level of provision is in the Bollington, Disley and Poynton, Knutsford and Nantwich and Rural care communities. Macclesfield and Alderley Edge, Chelford, Handforth and Wilmslow care communities have seen an increase in pharmacies providing EHC since the last PNA (50% in Alderley Edge and 83% in Macclesfield).

7.1.5 Quick Start Contraception. This concerns the provision of free starter packs for women to start on oral contraception under a Patient Group Direction, specifically a progestogen only pill (POP). Quick Start Contraception is used as a bridging method for women accessing EHC with a view to service users obtaining further supplies via (in most cases) their local GP or local sexual health clinic.

This service is available from 64% of pharmacies in Cheshire East, all care communities have this provision available with the Crewe and SMASH care communities with a higher provision level. This service is sub-contracted by Axess Sexual Health on behalf of Liverpool University Hospital Foundation Trust.

7.1.6 Chlamydia screening service for people aged 15-24. Established in 2003 the National Chlamydia Screening Programme (NCSP) aims to prevent and control chlamydia through early detection, treatment of infection and reduction in onward transmissions in young people between the ages of 15 to 24. Chlamydia is the most commonly diagnosed sexually transmitted infection (STI) in England. If left untreated it can have serious long-term consequences including infertility and pelvic inflammatory disease in women and epididymitis in men. It often has no symptoms but is very easy to diagnose and treat. The aims of the service are to increase access to STI screening (including Chlamydia) by providing additional locations where people can access testing and treatment for chlamydia, to increase access for young people to treatment, sexual health advice and referral on to specialist services where required, to increase knowledge of the risks associated with STIs, and to strengthen the network of contraceptive and sexual health services to help provide easy and swift access and advice. Commissioned pharmacies can distribute postal chlamydia testing kits and/or can provide a chlamydia treatment service for patients referred by Axess Sexual Health services who will carry out partner notification and contact tracing.

This service is available from 37% of pharmacies in Cheshire East. All care communities have service provision, with Crewe, Macclesfield and SMASH care communities with higher levels

of provision. This service is sub-contracted by Axxess Sexual Health on behalf of East Cheshire Trust.

7.1.7 C-card. In Cheshire East, there are a range of services signed up to be a registration and distribution site for the c-card scheme which provides which provides free condoms to people aged under 30. Of those, seven pharmacies in Cheshire East have signed up to the c-card scheme. The c-card scheme is coordinated by the Integrated Sexual Health Service at the Liverpool University Hospital NHS Foundation Trust (LUHFT).

7.1.8 Stop smoking services. The Council's commissioned integrated lifestyle service One You Cheshire East sub-contracts with local pharmacies for the provision of stop smoking support. This includes both smoking cessation support pharmacies, as well as provision of Nicotine Replacement Therapy (NRT) via a voucher scheme. The service aims to improve the health of the local population by supporting as many quitters as possible to achieve a quit within 4 weeks. Particular emphasis is given to targeting smokers living in areas of deprivation. The Community Pharmacy Contractual Framework outlines plans for the introduction of a national smoking cessation service.

At the time of writing the PNA, the number of pharmacies commissioned to provide smoking cessation services does not include the national smoking cessation service as an Advanced service. It is anticipated the national smoking cessation service will be commissioned early 2022⁹. This service enables NHS trusts to refer patients discharged from hospital to a community pharmacy of their choice to continue their smoking cessation care pathway, including providing medication and behavioural support as required; in line with the NHS Long Term Plan care model for tobacco addiction.

More detailed needs analysis for drugs and alcohol was undertaken as Cheshire East Drugs and Alcohol JSNA (February 2017), which is being used to inform commissioning decisions. The JSNA contains an asset map identifying Pharmacy Treatment Services within Cheshire East; pharmacies were identified as potential deliverers for the wider delivery of Identification and Brief Advice (IBA).

The Tobacco JSNA (June 2017) highlighted pharmacies as key providers in identification and brief intervention with new commissioned services:-

- Between the two community pharmacies (Well and Rowlands) identifying smokers within their own patient population including via medication reviews
- Community Stop Smoking Services also commissioned to provide alcohol brief intervention
- All Cheshire East pharmacists dispensing Nicotine Replacement Therapy via the local voucher scheme to support smokers to quit

7.1.9 Supervised consumption and needle exchange. This includes supervised

⁹ [Community Pharmacy Contractual Framework 5-year deal: year 3 \(2021 to 2022\) - GOV.UK \(www.gov.uk\)](https://www.gov.uk/government/consultations/community-pharmacy-contractual-framework-5-year-deal-year-3-2021-to-2022)

consumption of prescribed opiate maintenance treatment (Methadone or Buprenorphine) at the point of dispensing in the pharmacy, ensuring that the dose has been consumed by the patient. In addition, needle exchange schemes aim to reduce the rate of blood-borne infections and drug related deaths and support the safe disposal of used injecting equipment.

7.1.10 In total, 25 pharmacies provide supervised consumption and/or needle exchange services, 17 pharmacies provide one of these services and 8 provide both services. The Bollington, Disley, Poynton care community currently has no pharmacies commissioned to provide drug services. The provision of these services is highest in the Macclesfield and Crewe care communities. These are the areas experiencing the poorest health and wellbeing outcomes according to the tartan rug and as such there is potentially the greatest need.

7.1.11 The Future of Public Health Commissioning in Pharmacies in Cheshire East. Contracts for many public health services will be due for review during the life cycle of the current pharmaceutical needs assessment. Community pharmacies in Cheshire East could potentially offer several public health services. Within the community pharmacy survey, pharmacies were asked about additional Public Health services they would consider providing. A total of 65 (83%) pharmacies would be willing to provide Obesity Management for adults and children and 61 (78%) would be interested in delivering NHS Health Checks. Apart from the drug services, only a minority of pharmacies indicated that they would not be willing to provide the existing Public Health services but the willingness expressed within the survey responses is not reflected in the numbers of pharmacies currently contracted to provide these services. Numbers of pharmacies unwilling to provide Public Health services was as follows:

- Emergency hormonal contraception (EHC) 3 (3.8%)
- Quick Start Contraception 11 (14.1%)
- Chlamydia Testing 17 (21.8%)
- Chlamydia Treatment Services 16 (20.5%)
- Smoking cessation services: Smoke cessation counselling 15 (19.2%), NRT Voucher dispensing 14 (17.9%) and Varenicline PGD 11 (14.1%)
- Supervised consumption and needle exchange: Needle and Syringe Exchange service 17 (21.8%) and Supervised Administration 8 (10.3%)

In the public survey, participants were asked which services they would like pharmacies to provide. There were a range of services that participants felt were of value:

- 65% (333/514) of participants would like advice on contraception and the supply of the 'morning after pill' free of charge. 88% of participants answered this question.
- 64% (328/514) of participants would like advice & treatment on stopping smoking. 88% of participants answered this question.

CHESHIRE EAST PHARMACEUTICAL NEEDS ASSESSMENT 2022-2025

- Of the 476 of participants who answered the question, 81% would like the provision of treatment of a minor illness such as a cold instead of the doctor.
- 85% (438/514) of participants would like provision of flu vaccinations in pharmacies. 91% of participants answered this question.
- Of the 464 of participants who answered the question, 78% would like the provision of other immunisations within the community pharmacy.
- 72% (375/514) of participants would like community pharmacy to provide reviews of new medicines with advice on when it is best to take them. 90% of participants answered this question.
- 56% (289/514) of participants would like screening for other conditions within community pharmacy. 90% of participants answered this question.
- Of the 457 who answered, 54% (277/514) would like the provision of weight management services and advice on diet/exercise for weight management.
- In terms of treatment for alcohol or drug misuse, although around 35% felt these were good for pharmacies, the majority did not want these services to be available locally through pharmacies. 87% of participants answer these questions.

These results need to be considered with caution as the age distribution of the participants to the public survey is not representative of the Cheshire East population as a whole. It is heavily skewed towards the 55 to 64 and 65 to 74 age groups with overrepresentation in both these age groups (see Appendix A for more details of the characteristics of participants). Certain sexual health and emergency hormonal contraception services offered by pharmaceutical providers may not be consideration for many within these age groups. Also, substance misuse services are only needed by a small proportion of the population. According to the Public Health England Fingertips website, data taken from the National Drug Treatment Monitoring System states there were 1,037 people in treatment in specialist drug misuse services in Cheshire East in 2020/21¹⁰. This is an increasing trend from 843 in 2017/18 and 962 in 2019/20.

7.2 Services Commissioned by NHS Cheshire Clinical Commissioning Group

7.2.1 Urgent Palliative Care Medicines Service.

This service is commissioned from 28 pharmacies in Cheshire East to ensure that residents have access to a defined list of medicines if needed urgently at end of life. Each pharmacy providing the service provides a quarterly assurance report stating that they have the palliative care formulary list of medicines in stock in anticipation of receiving prescriptions

¹⁰ [Co-occurring substance misuse and mental health issues - OHID \(phe.org.uk\)](https://www.phe.org.uk/publications/csmis)

to dispense at short notice.

This stock holding is retained in addition to the stock held at appropriate levels for the usual dispensing service of the pharmacy. The stock holding was reviewed during the initial phase of the COVID-19 pandemic in 2020, and then returned to pre-pandemic levels in 2021. The service is currently available from 6 of the pharmacies that provide services for 100 hours per week.

7.2.2 Pharmacy First Minor Ailments Service.

The Pharmacy First Minor Ailments Service aims to support patients to recover quickly and successfully from episodes of ill health that are suitable for management in a community pharmacy setting. The service is currently provided by 65 community pharmacies in Cheshire East.

It aims to divert patients with specified minor ailments from GP and urgent care settings into community pharmacies, where the patient can be seen and treated in a single episode of care. The Pharmacy First Minor Ailments Service is complementary to self-care approaches and provides an extension to the nationally commissioned Community Pharmacy Consultation Service, as it facilitates provision of Prescription Only Medicines when appropriate. Of the 65 community pharmacies, this service is currently available from 8 of the pharmacies that provide services for 100 hours per week.

7.2.3 In the public survey, 69 out of 514 participants said they received advice about a minor ailment during their consultation with the pharmacist. Though this may not be in relation to the commissioned service, it demonstrates that there is a need for the commissioned service within community pharmacies. In addition, 420 out of 514 public survey participants answered that they would like “To get treatment of a minor illness such as a cold instead of my doctor (free of charge if you)” from local pharmacies.

8.0 Dispensing Appliance Contractors (DAC)

8.1 DACs are unable to supply medicines. Most specialise in dispensing stoma appliances, such as colostomy, urostomy and ileostomy bags and associated products, providing a specialist service to a specific cohort of patients. DACs cover a wider geographical area than a community pharmacy, often spanning more than one health locality or providing services nationwide. Every DAC must provide mandatory essential services relating to these products and can choose to provide two advanced services: Appliance Use Reviews (AURs) and Stoma Appliance Customisation (SAC).

8.2 Cheshire East has no DACs within its boundaries. Cheshire East patients requiring appliances are therefore served by appliance contractors from other areas of the country operating within a network of local distribution centres on a national basis. There have been no reported issues from patients or prescribers to indicate that patients in Cheshire East have difficulty in obtaining the products that they require.

8.3 Pharmacy contractors can choose to accept prescriptions for appliances and dispense them under their pharmaceutical contract to obtain the service from a DAC or wholesaler located at a national distribution site. It is often a joint decision between the specialist from secondary care and the patient as to where the prescription for an appliance is sent and thus how the dispensing appliance service is provided.

9.0 Distance Selling Pharmacies

9.1 In Cheshire East, there are currently two distance selling / internet pharmacies, both of which are located within the SMASH (Sandbach, Middlewich, Alsager, Scholar Green and Haslington) care community. The two distance selling pharmacies are currently responsible for dispensing 0.55% of prescriptions issued to patients registered with Cheshire East practices.

9.2 Although it was not explicitly asked, there were no comments relating to DSPs raised as part of the public survey or within Healthwatch consultations. In the previous PNA 2018, 28 participants regularly used an online pharmacy, with an additional 56 who sometimes use an online pharmacy. 38% (254) had not used an online pharmacy but may in the future.

10.0 Dispensing Doctors

10.1 Pharmacies may not always be viable in more rural areas. This is where the services of dispensing doctors can play an important role in ensuring that patients receive their medicines promptly, efficiently, conveniently and to high standards. In order to be dispensed to by their GP practice, a patient must meet certain requirements in the regulations, which are:

- They must live in a controlled locality (which is an area that has been determined by NHS England or a predecessor organisation to be 'rural in character')
- They must live more than 1.6km (measured in a straight line) from a pharmacy
- The practice must have approval for the premises at which they will dispense to them
- The practice must have the appropriate consent for the area the patient lives in

10.2 In the Cheshire East Health and Wellbeing Board area as at the 28th January 2022 there are six practice premises at which dispensing doctor services are available to eligible patients. These are:

- Bunbury Medical Practice, Bunbury (Whilst this dispensing doctor is associated with the Cheshire West and Chester local authority, it lies within Cheshire East boundary and serves some Cheshire East residents, therefore it has been included within this PNA)
- Chelford Surgery, Chelford
- Greenmoss Medical Centre, Scholar Green
- Holmes Chapel Health Centre, Holmes Chapel
- Knutsford Medical Partnership, Knutsford
- Wrenbury Medical Practice, Wrenbury

10.3 Having analysed the data from the dispensing doctors survey, it is concluded that there is no significant gap in provision of essential pharmaceutical services for the population served by dispensing doctors. See Appendix F for the dispensing doctors survey results.

10.4 Dispensing Doctors are good at accommodating for protected characteristics, with nearly all practices with wheelchair ramp access, large print labels and leaflets, automatic door assistance, toilet facilities accessible to wheelchair users, hearing loops, disabled parking, and an ability to support patients whose first language is not English.

CESHIRE EAST PHARMACEUTICAL NEEDS ASSESSMENT 2022-2025

10.5 The six dispensing practices in Cheshire East dispensed 401,488 items during 2020/21, accounting for 6% of all items prescribed and dispensed within the borough. This is the equivalent of an average of 5576 items per month per dispensary.

11.0 Community Pharmacy Provision Commissioned in Cheshire East

11.1 At the beginning of December 2021 there were 76 community pharmacies, 2 distance selling pharmacies and 6 dispensing GPs on the pharmaceutical list in Cheshire East. There were no dispensing appliance contractors.

Table 4: Community dispensing premises located in Cheshire East, December 2021

Care Community	Community Pharmacies	Distance Selling Pharmacies	Dispensing Appliance Contractors	GP surgeries	Of which Dispensing GP Practices
Alderley Edge, Chelford, Handforth, Wilmslow	11	0	0	6	1
Bollington, Disley, Poynton	4	0	0	4	0
Congleton, Holmes Chapel	12	0	0	4	1
Crewe	15	0	0	6	0
Knutsford	5	0	0	2	1
Macclesfield	12	0	0	6	0
Nantwich and Rural	6	0	0	5	2
SMASH	13	2	0	7	1
Rural Alliance PCN*	0	0	0	1	0
Cheshire East	78	2	0	41	6

GP Practices allocated to care communities according to their physical position

*Rural Alliance PCN lies with Cheshire West and Chester local authority, however the Bunbury Medical Practice lies within Cheshire East boundary and serves some Cheshire East residents, therefore it is has been included within this PNA.

Data Source: National GP Practice and Pharmacy tables as at November 2021

11.2 Cheshire East's PNA published in March 2018 identified 81 community pharmacies which fell within the Cheshire East Local Authority boundary. The number of pharmacies is now 78, an overall decrease of 3 (3.7%). This includes a distance selling pharmacy in Congleton, Holmes Chapel. The number of 100 hour pharmacies has fallen by 2. Table 5 below shows the change across the various care communities.

Table 5: Changes in numbers of community pharmacies since last PNA

Care Community	PNA 2018		Current		Movement since 2018	
	Community Pharmacies	100 hr	Community Pharmacies	100 hr	Community Pharmacies	100 hr
Alderley Edge, Chelford, Handforth, Wilmslow	11	0	11	0	0	0
Bollington, Disley, Poynton	4	0	4	0	0	0
Congleton, Holmes Chapel	14	3	12	2	-1	-1
Crewe	15	3	15	3	0	0
Knutsford	6	1	5	0	-1	-1
Macclesfield	12	3	12	3	0	0
Nantwich and Rural	6	1	6	1	0	0
SMASH	13	0	13	0	0	0
Cheshire East	81	11	78	9	-2	-2

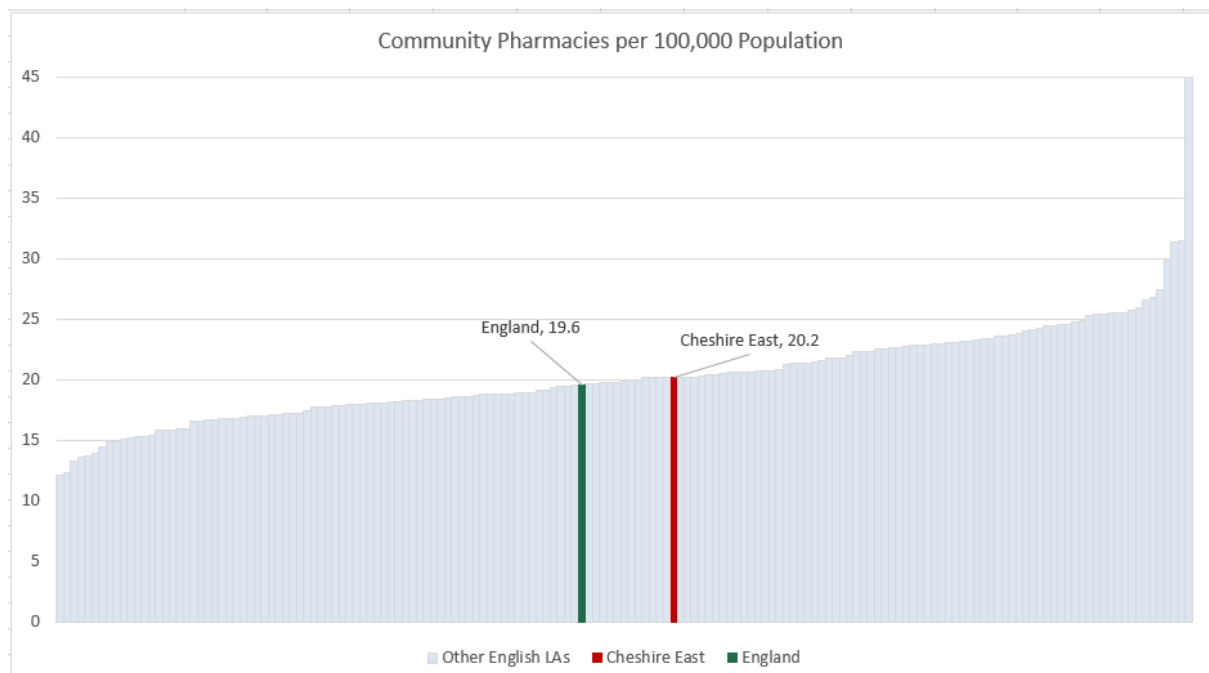
Data Source: National Pharmacy tables as at Nov 2021, Pharmacy Survey 2021

11.3 There is a very strong correlation between population size and the number of local community pharmacies. The highest population density areas of the towns of Crewe, Macclesfield, Congleton have between eight and fifteen pharmacies. Most of the main towns in Cheshire East are served by at least two pharmacies. Several towns and villages have a single community pharmacy, including Audlem, Bollington, Disley, Goostrey, Haslington, Holmes Chapel, Mobberley, Prestbury and Shavington.

11.4 Figure 1 illustrates the national distribution of the number of community pharmacies per 100,000 population compared with the average within Cheshire East and England average figure. Figure 2 illustrates the national distribution of pharmacies compared with the average per care community in Cheshire East.

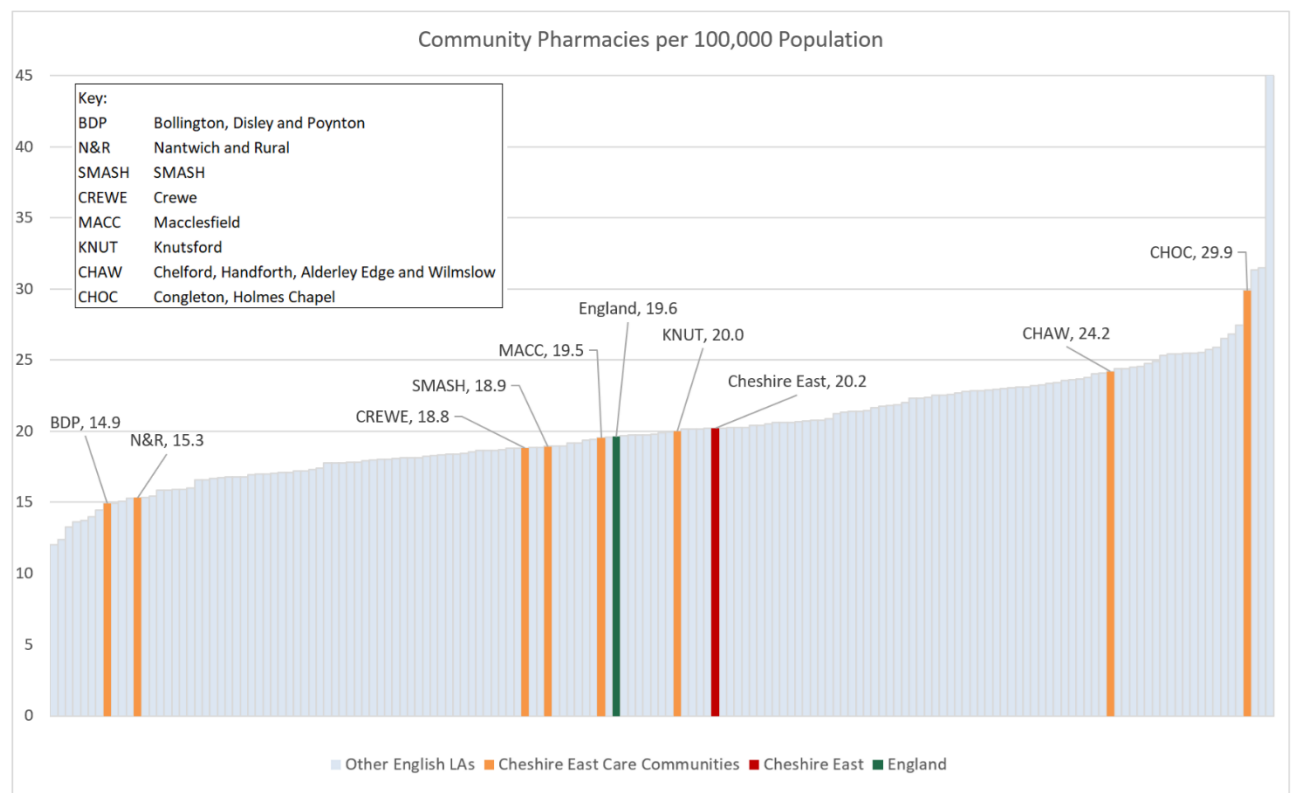
In 2021 there were 19.6 pharmacies per 100,000 in England. According to the National Pharmacy tables, City of London Borough had the most pharmacies with 128 per 100,000 and Wokingham (Berks) the least pharmacies with 12 per 100,000. Cheshire East's rate of 20.2 per 100,000 is above the England average.

Figure 1: Pharmacies per 100,000 population, November 2021



Data Source: National Pharmacy tables as at Nov 2021, ONS Population estimates: Persons by single year of age and sex for local authorities in the UK, mid-2020

Figure 2: Pharmacies per 100,000 population in Care Communities, November 2021



Data Source: National Pharmacy tables as at Nov 2021, ONS Population estimates: Persons by single year of age and sex for local authorities in the UK, mid-2020

11.5 Table 6 shows the number of community pharmacies per 100,000 population for the eight care communities in Cheshire East. Congleton and Holmes Chapel and Chelford, Handforth, Alderley Edge and Wilmslow care communities both have a higher rate, i.e. have more pharmacies per 100,000 than the Cheshire East average. Macclesfield, Nantwich & Rural, Crewe, SMASH, Knutsford and Bollington, Disley and Poynton care communities have fewer pharmacies per 100,000. The area with the lowest number of community pharmacies per 100,000 is Bollington, Disley and Poynton (14.9). This is less than half the rate of Congleton and Holmes Chapel (29.9) but the area is also served by several pharmacies in Cheadle Hulme and Hazel Grove which lie just outside the area (see maps in Chapter 20). The number of pharmacies required within an area can not be based purely on the size of the local population. The population served by a particular pharmacy can be hard to determine as people choose to use a specific pharmacy for various reasons.

The results from the public survey showed 63% used a pharmacy near to their home, 40% used the one near to their GP Practice, 40% used a pharmacy because it is easy to park nearby, and 29% used a pharmacy because it was near shops. Within the public survey free text comments, participants ranked knowledgeable staff, prescription availability and friendly staff as the most important aspect of pharmacy service.

Table 6: Community pharmacies per 100,000 population, Cheshire East

Care Communities	Community Pharmacies	Population mid 2020	Pharmacies per 100,000 population
Alderley Edge, Chelford, Handforth, Wilmslow	11	45,451	24.2
Bollington, Disley, Poynton	4	26,837	14.9
Congleton, Holmes Chapel	12	40,073	29.9
Crewe	15	79,773	18.8
Knutsford	5	25,004	20.0
Macclesfield	12	61,560	19.5
Nantwich and Rural	6	39,327	15.3
SMASH	13	68,642	18.9
Cheshire East	78	386,667	20.2
England	110,80	56,550,138	19.6

Data Source: National Pharmacy tables as at Nov 21, ONS Population estimates: Persons by single year of age and sex for MSOA, mid-2020

11.6 Table 7 displays the average number of prescriptions per month that are both prescribed and dispensed in Cheshire East. The data shows figures for each care care community as well as figures for Cheshire East and England. The average number of prescriptions dispensed per pharmacy in Cheshire East was 6,568 per month during 2020/21. This is very close to the England average of 6,565. The care community with the lowest rate is Knutsford (4,303). The care community with the highest rate is Macclesfield at 8471. Knutsford care community, Alderley Edge, Chelford, Handforth and Wilmslow care community, and Congleton and Holmes Chapel care community all have rates substantially significantly lower than the Cheshire East and England average.

Table 7: Average items per month prescribed by Cheshire East Care Communities during 2020/21

Location of Dispenser	Prescribed in Cheshire East 2020/21	No. of Pharmacies	Average Items per Month	Average Monthly Items per Pharmacy*
Alderley Edge, Chelford, Handforth, Wilmslow	675,971	11	56,331	4,941
Macclesfield	1,397,923	12	116,494	8,471
Bollington, Disley, Poynton	387,419	4	32,285	7,432
Knutsford	389,000	5	32,417	4,303
Congleton, Holmes Chapel	857,675	12	71,473	5,207
Nantwich and Rural	518,239	6	43,187	6,593
Crewe	1,438,876	15	119,906	6,613
SMASH	1132,671	13	94,389	7,356
Cheshire East	6,797,774	78	566,481	6,568
England		11,636	84,730,754	6,565

Notes

* Average Monthly Items per Pharmacy: This is calculated for each pharmacy by dividing the total items dispensed by the number of months the pharmacy was active in the year. The median of these figures is then calculated to give the final measure. A median is calculated by arranging all of the available values into an ordered list and selecting the value that is in the middle. If there are 2 middle values, the median is halfway between them. We use the median because the distribution of number of items dispensed is skewed, with a small number of contractors responsible for large volumes of dispensing on a monthly basis. When using the mean to calculate the average of a skewed distribution, it is highly influenced by those values at the upper end of the distribution and thus may not be truly representative. By taking the middle value of the data after sorting in ascending order the median avoids this issue.

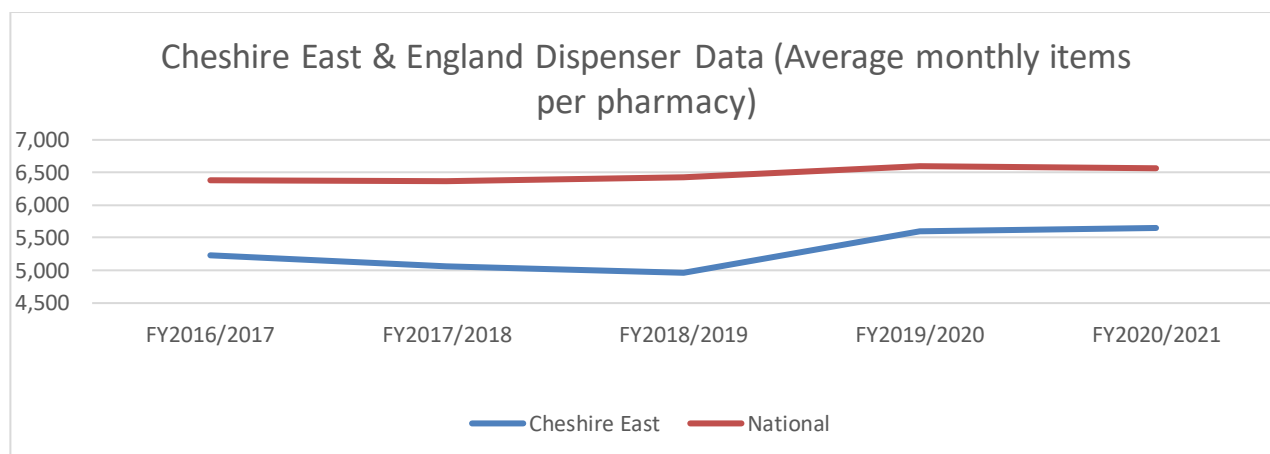
* Items prescribed and dispensed in Cheshire East. Includes Distance Selling Pharmacies located in Cheshire East, excludes items dispensed by GP practices.

* Number of Community Pharmacies for England is different number given in General Pharmaceutical Services in England 2015/16-2020/21 Supporting Summary Tables¹¹. This is most likely due to exclusion of pharmacies only open for part of the year.

Source: NHSBSA General Pharmaceutical Services - England 2015/16-2020/21, Summary Tables, NHSBSA Copyright 2022, extracted from ePACT by NHS Midlands and Lancashire CSU on 28 October 2021. This information is licenced under the terms of the Open Government Licence.

¹¹ <https://www.nhsbsa.nhs.uk/statistical-collections/general-pharmaceutical-services-england/general-pharmaceutical-services-england-201516-202021>

Figure 3: Average monthly items per pharmacy based on prescribing by Cheshire East practices and dispensed by Cheshire East pharmacies compared to national trend



Notes: This is calculated for each pharmacy by dividing the total items dispensed by the number of months the pharmacy was active in the year. The median of these figures is then calculated to give the final measure.

Source: NHSBSA General Pharmaceutical Services - England 2016/17-2020/21, Summary Tables, NHSBSA Copyright 2022, Local data extracted from ePACT by NHS Midlands and Lancashire CSU in January 2022. This information is licenced under the terms of the Open Government Licence.

11.7 In 2020/2021, 93% of prescriptions issued by Cheshire East GPs were dispensed by community pharmacies located inside Cheshire East.

Table 8: Dispensing flows for items prescribed by Cheshire East CCs during 2020/21

Location of Prescriber	Dispensed in Cheshire East	Dispensed in Neighbouring Local Authority	Dispensed Out of Area	Total Items
Chelford, Handforth, Alderley Edge, Wilmslow	90.2	6.0	3.8	795,820
Macclesfield	96.3	1.5	2.2	1,330,207
Bollington, Disley and Poynton	83.7	13.4	2.9	613,307
Knutsford	92.5	5.9	1.6	463,675
Congleton and Holmes Chapel	95.6	2.8	1.6	1,000,118
Nantwich Rural	93.6	2.1	4.3	646,765
Crewe	93.2	2.0	4.8	1,498,417
SMASH	93.5	3.5	2.9	1,322,391
Cheshire East	93.0	3.9	3.1	7,670,700

Neighbouring LA= Cheshire West and Chester, Manchester, Shropshire, Stockport, Stoke on Trent, Trafford, Warrington.

Data Source: NHSBSA ePACT dispenser report, NHSBSA Copyright 2022, extracted and supplied by North Midlands and Lancashire CSU, 2022. This information is licenced under the terms of the Open Government Licence.

Another 3.9% were dispensed by community pharmacies in Local Authorities adjacent to Cheshire East and 3.1% were dispensed by community pharmacies in the rest of the country or by distance selling pharmacies. The care community of Bollington, Disley and Poynton had the highest percentage dispensed in neighbouring Local Authorities (13.4%) followed by Chelford, Handforth, Alderley Edge, Wilmslow (6%) and Knutsford (5.9%). These areas all border Greater Manchester and the high figures may reflect commuters and shoppers travelling to Greater Manchester.

11.8 The majority of prescriptions issued by GPs in each care community are dispensed by community pharmacies in that area. Only 62.4% of prescriptions in Bollington, Disley and Poynton were dispensed in Bollington, Disley and Poynton. 17.8% were dispensed in Macclesfield, 3.4% in Chelford, Handforth, Alderley Edge, Wilmslow and 16.3% were dispensed outside of Cheshire East. All other care communities dispensed at least 84% of all prescriptions by GPs in their area. Bollington, Disley and Poynton is an outlier perhaps because of its proximity to Macclesfield and Greater Manchester and the non-contiguous nature of its boundaries. As such, the high volume of dispensing may be attributed by cross-border activity. There are pharmacies in neighbouring authorities available for residents to access pharmaceutical services from. It also has the lowest number of pharmacies per 100k (14.9, see Table 6). Nantwich and Rural also has a low number of pharmacies per 100k (15.3) and 9% of all prescriptions in Nantwich & Rural were dispensed in Crewe.

Table 9: Prescription dispensing flows between Cheshire East Care Communities, 2020/21

Prescribing Care Community	Dispensing Care Community								Out of Area	Number of Items
	CHAW	MACC	BDP	KNUT	CHOC	N&R	CREWE	SMASH		
CHAW	88.2	0.5	0.1	0.7	0.7	0.0	0.0	0.0	9.8	795,820
MACC	1.9	93.3	0.2	0.0	0.9	0.0	0.0	0.0	3.7	1,330,207
BDP	3.4	17.8	62.4	0.0	0.1	0.0	0.0	0.0	16.3	613,307
KNUT	0.4	2.8	0.0	88.9	0.4	0.0	0.0	0.0	7.5	463,675
CHOC	0.0	1.1	0.0	0.1	93.7	0.0	0.6	0.2	4.4	1,000,118
N&R	0.0	0.0	0.0	0.0	0.0	84.4	9.0	0.1	6.4	646,765
CREWE	0.0	0.0	0.0	0.0	0.1	3.3	89.0	0.9	6.8	1,498,417
SMASH	0.0	0.0	0.0	0.0	1.1	0.1	2.4	89.9	6.5	1,322,391
Cheshire East	9.8	18.0	5.0	5.5	12.7	7.8	18.6	15.7	7.0	7,670,700

Source: NHSBSA ePACT dispenser report, NHSBSA Copyright 2022, extracted and supplied by North Midlands and Lancashire CSU, 2022. This information is licenced under the terms of the Open Government Licence.

12.0 Community Pharmacy Opening Hours

12.1 Community pharmacies are contracted to provide a minimum of 40 hours of essential services per week, the 'core' hours. Many choose to provide more than 40 hours, these extra hours are known as 'supplementary hours'.

12.2 The graphs over the next pages illustrate the distribution of hours combined across the care communities. Reviewing the current provision on weekdays, there is good coverage with extended opening hours from 6.30 in the morning and throughout the day up to midnight. However, Knutsford has no provision after 6pm and Bollington Disley and Poynton no provision after 6:30pm. Residents from these areas are able to access the 100 hour pharmacies in the neighbouring areas of Macclesfield and Alderley Edge, Chelford, Handforth, Wilmslow. They can also access pharmacies outside of Cheshire East.

12.3 Opening hours were one of the main themes which resulted from the engagement work with residents. In the public survey, 75% (385/514) reported they were satisfied with the current opening arrangements at their local pharmacy. 24% (126/514) expressed dissatisfaction about opening hours, which were reportedly due to unplanned pharmacy closures, staff shortages, and closure on weekends. 11 comments were received regarding extending pharmacy opening hours until after 6pm to better serve working people. These comments may be attributed by the impact of the Covid-19 pandemic and the pharmacy response to the pandemic. Further information can be found in the Covid-19 Pandemic and Pharmaceutical Services chapter (Chapter 19).

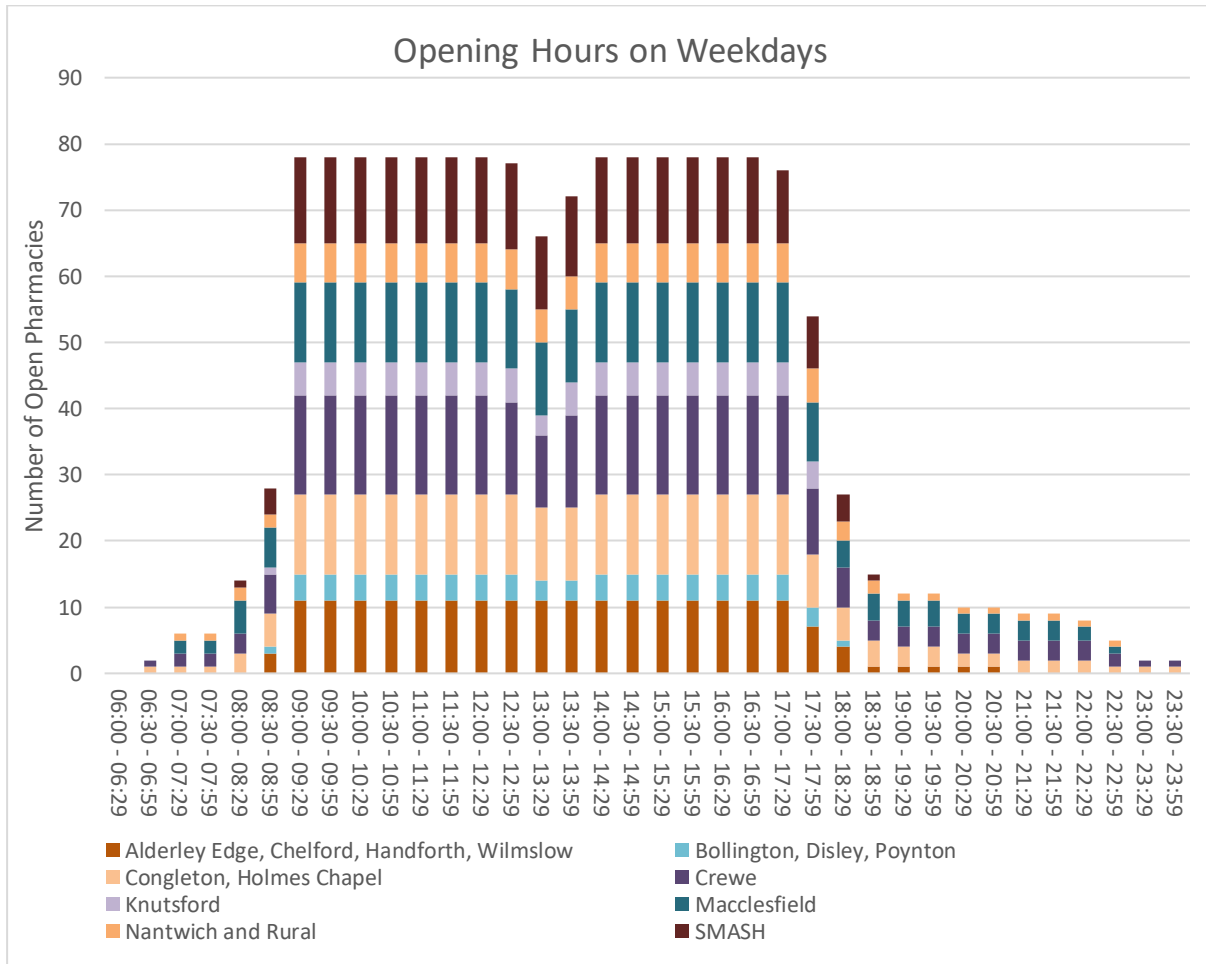
There were also comments regarding extending opening hours at weekends. Participants felt as though the local pharmacies should have longer opening hours, or open at alternative times such as weekends and evenings for them to collect their prescriptions. Some of the comments made about opening hours are documented below.

"All the above and longer hours. We may actually need more in our town with our growing population"

"Doctor's pharmacies have some of the worst opening hours - followed closely by local small shops. I don't see the point of hospital pharmacies for people being discharged - as I've usually had to go back for some or all the medicine or wait an excessively long time - but could have got the same medicine within 10 minutes from a supermarket pharmacy. I don't know whether hospital pharmacies offer free prescriptions and whether that's the reason but either way it just causes delay to someone with reasonable mobility / family to help. It should be an option rather than a requirement."

“Weekend opening or the ability to collect prescriptions in the evening”

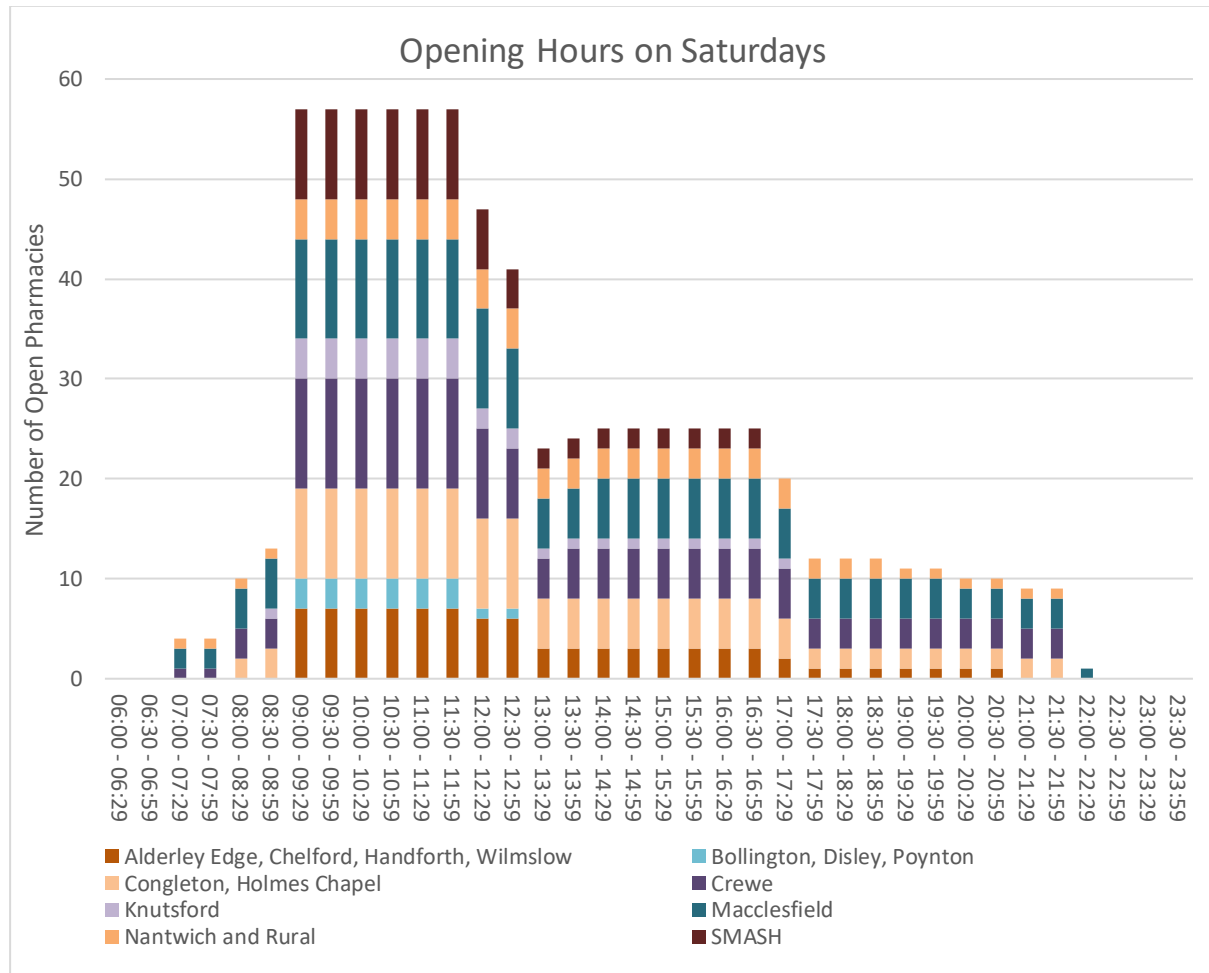
Figure 4: Pharmacy Opening Hours by Care Community - Weekday



Source: NHS England, 2022

12.4 On Saturdays, there is at least one pharmacy open 9am and 1pm in all care communities. After 1pm, there is no pharmacy open in Bollington Disley and Poynton. After 5:30pm, there is no provision in Knutsford. After 7pm, there is no provision in the SMASH care community.

Figure 5: Pharmacy Opening Hours by Care Community – Saturday

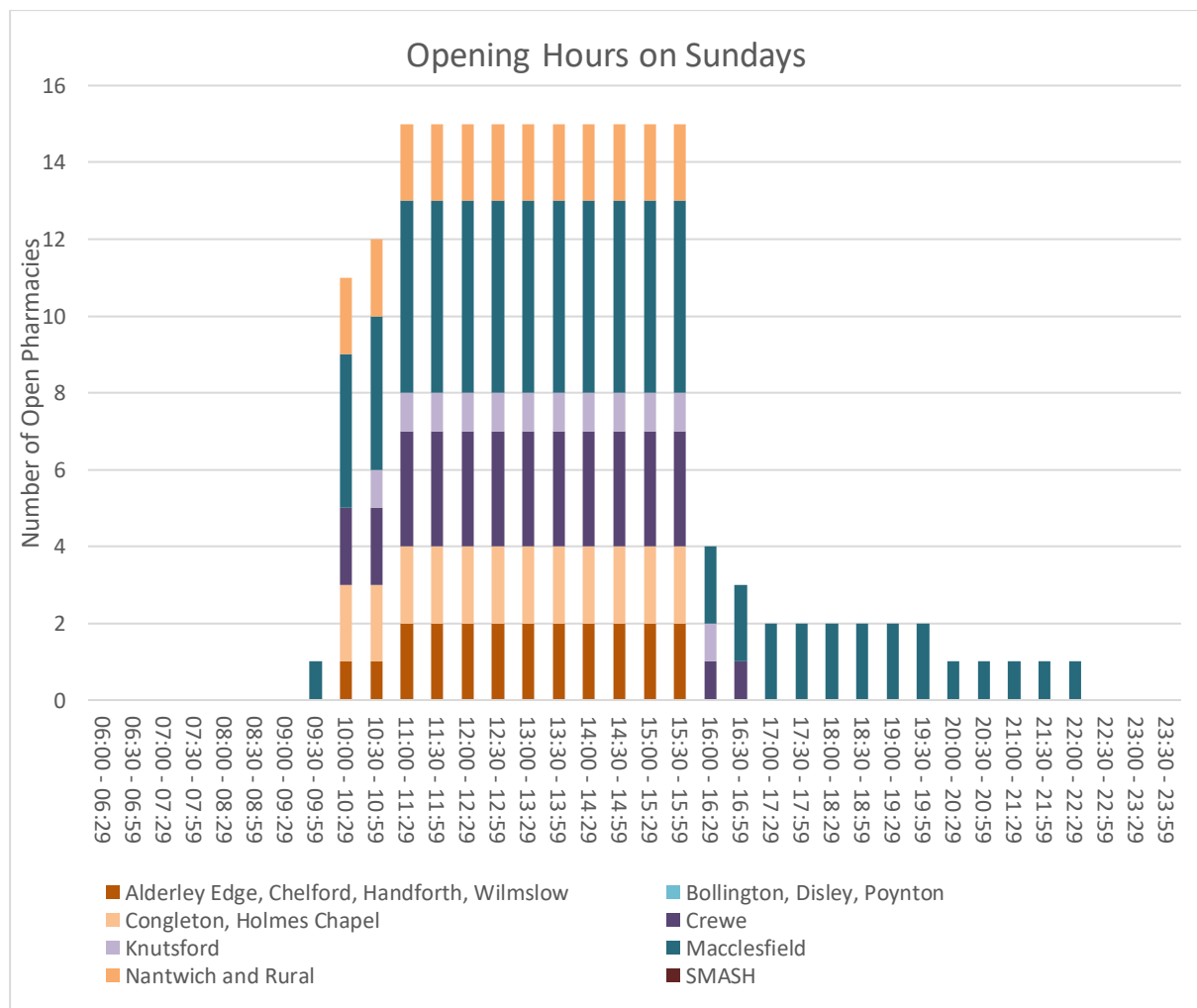


Source: NHS England, 2022

12.5 On Sundays, six of the eight care communities have at least one pharmacy open between 10:30 am and 4:00pm. The exceptions are Bollington, Disley and Poynton, and SMASH which have no coverage on Sundays. Macclesfield is the only care community to have a pharmacy open after 5pm.

Nevertheless, people living in these areas can use the nearby 100 hour pharmacies in Macclesfield, Crewe, Congleton, and Nantwich within Cheshire East plus Winsford (in Chester and Cheshire West HWB area), Cheadle (in Stoke on Trent HWB area) and Heald Green (in the Stockport HWB area). A council cannot stipulate pharmacy opening hours, they form part of the contract with NHS England (NHSE). If NHSE consider there is a need for pharmacy services in an area on a Sunday, they could direct a rota as they do for Christmas day.

Figure 6: Pharmacy Opening Hours by Care Community - Sundays



Source: NHS England, 2022

13.0 Prescription Collection and Delivery Services

13.1 Most pharmacies (94%) offer a prescription collection service from patients' GP surgeries. All pharmacies answered the questions regarding delivery of dispensed medicines on the community pharmacy survey, 79.5% stated that they offer this service free of charge. In terms of coverage, free delivery services are available in all care community localities. Ten pharmacies (13%) do not offer delivery services. In the public survey, of the 48% of participants who answered the question, 5% stated that they value the prescription delivery service from pharmacies.

Table 10: Prescription Collection and Delivery Services in Cheshire East

Non-NHS funded services	Current provision	
	Number of pharmacies	Percentage
Collection of prescriptions from surgeries	73	93.6%
Free delivery of dispensed medicines	62	79.5%
Chargeable delivery of dispensed medicines	17	21.8%
No delivery services	10	12.8%

Data Source: Pharmacy Contractors Survey 2021

13.2 The Electronic Prescription Service (EPS), allows a patient to choose or "nominate" a pharmacy to get their medicines or appliances from. The patient's GP sends the prescription electronically to the nominated pharmacy, giving more choice and saving time. Whilst all pharmacies should be signed up to the EPS, dispensing doctors do not send prescriptions electronically.

13.3 Within the public survey, there was significant dissatisfaction expressed around repeat prescriptions, waiting times for prescriptions and availability of prescription items. In the free text comments received from the patient survey, 32% (37/115) of the participants specifically mentioned prescriptions not being ready for collection and 26% (30/115) specifically mentioned long waiting times for prescription collection and delivery.

Some of the participants in the public survey outlined that they felt that having their medication delivered to their home would be a useful service for their local pharmacy to provide. This was highlighted in the comments made by five of the participants:

"Delivery would be good. In [PHARMACY] we're a little stuck with our surgery and chemist. The surgery won't do electronic prescriptions and the chemist are terrible (being shut randomly, having to go back to pick up prescriptions instead of served whilst waiting) and it can lead to several (usually 3) trips to fulfil a prescription. All during working hours. It's so frustrating"

“It would be very useful if home deliveries were available as I don’t drive and in the Winter months when it’s very cold sometimes and slippery underfoot it would save me having to brave icy or snowy pavements and crossing roads and getting cold.”

14.0 Factors Affecting Prescribing

14.1 Factors which may influence the rate of prescribing, and so the need for pharmaceutical services, include:

- the size of the population
- the age structure of the population, notably the proportion of the elderly, who generally receive more prescriptions than the young
- the level of deprivation in a community, which may change over time, for example as employment opportunities expand and/or contract
- improvements in diagnosis, leading to earlier recognition of conditions and earlier treatment with medicines
- development of new medicines for conditions with limited treatment options
- development of more medicines to treat common conditions
- increased prevalence of some long term conditions, for example, diabetes.
- shifts in prescribing practice in response to national policy, and new guidance and evidence, for example, in cardiovascular disease
- shifts in national policy, for example, towards lifestyle behaviour change and self-care
- the short-term and long-term medical impact of the Covid-19 pandemic, for example, people living with long Covid with increased need for prescription medication
- services commissioned by Cheshire East Council or the Cheshire CCG
- GP out of hours services (where a prescription is issued)
- Walk-in centres and minor injury units (where a prescription is issued)
- GP extended access hubs
- community nursing prescribing and other non-medical prescribing, for example, pharmacist and physiotherapists
- dental services
- end of life services
- services that have been moved into the primary care setting, including dispensing items written by hospital clinicians on FP10HP forms that may previously have been dispensed by hospital pharmacy services

15.0 Population and Housing

15.1 Population Structure and Growth

15.1.1 The size of the Cheshire East population was estimated to be 384,200 people in 2019. According to the Office for National Statistics (ONS) this is projected to grow by 8,600 (2.2%) to 392,800 people in 2024 and by a further 8,100 (2.0%) over the following five years (mover 400,900 people in 2029).

15.1.2 In simple terms when modelling population projections ONS consider the following factors: the number of births minus the numbers of deaths; the numbers of people moving into Cheshire East from other areas of the country minus Cheshire East resident's moving out to other parts of the country (internal migration) and people moving into Cheshire East from abroad minus Cheshire East resident's moving to other parts of the world (international migration).

15.1.3 The majority of the growth between the base year 2019 and 2029 will take place in the Bollington, Disley, Poynton Care Community (5.6%) and the Knutsford Care Community (5.4%). Modelled projections, using ONS data, forecasts relatively little population growth in the Crewe area (2.8%), this doesn't include the housing developments planned in the area within this timeframe.

Table 11: Predicted population change for Cheshire East, 2019 to 2029

Care Community	Year			Percentage change 2019 to 2024	Percentage change 2024 to 2029	Percentage change 2019 to 2029
	2019	2024	2029			
Alderley Edge, Chelford, Handforth, Wilmslow	45,105	46,248	47,349	2.54%	2.38%	4.98%
Macclesfield	61,640	62,956	64,131	2.14%	1.87%	4.04%
Bollington, Disley, Poynton	26,755	27,519	28,255	2.86%	2.67%	5.61%
Knutsford	25,062	25,807	26,426	2.97%	2.40%	5.44%
Congleton, Holmes Chapel	39,604	40,668	41,678	2.69%	2.48%	5.24%
Nantwich and Rural	38,802	39,774	40,736	2.51%	2.42%	4.99%
Crewe	79,491	80,545	81,678	1.33%	1.41%	2.75%
SMASH	67,693	69,302	70,659	2.38%	1.96%	4.38%
Cheshire East	384,152	392,820	400,914	2.26%	2.06%	4.36%

Data Source: ONS Population estimates 2019 MSOA SYOA, ONS 2018 Population projections for 2024 and 2029 Cheshire East Local Authority

15.1.4 Most of the increase in population size will occur in the age groups 60 and above. The number of people aged between 60 and 84 will increase by 21.2%, and the number of very elderly people aged 85 and over will increase by 33%. The 16 to 18 year old age group will also see an increase of 22% between 2019 and 2029. There will be only small changes in the size of other age groups in the population.

Table 12: Predicted prescribing need for Cheshire East, 2019 to 2029

Age Band	Year			Percentage change 2019 to 2024	Percentage change 2024 to 2029	Percentage change 2019 to 2029	Eligibility for free prescriptions
	2019	2024	2029				
0 to 4	20,307	19,012	19,039	-6.38%	0.15%	-6.24%	Under 16
5 to 15	48,771	50,098	48,584	2.72%	-3.02%	-0.38%	
16 to 18	12,173	13,976	14,811	14.81%	5.97%	21.67%	Aged 16 - 18 and in full-time education
19 to 59	190,359	184,360	180,616	-3.15%	-2.03%	-5.12%	
60 to 64	24,262	29,018	30,490	19.60%	5.07%	25.67%	Aged 60 and over
65 to 84	76,176	82,574	91,272	8.40%	10.53%	19.82%	
85+	12,104	13,783	16,102	13.87%	16.83%	33.03%	
Total	384,152	392,820	400,914	2.26%	2.06%	4.36%	

Data Source: ONS Population estimates 2015 MSOA SYOA, ONS Population projections for 2024 and 2029 Cheshire East Local Authority

15.1.5 People’s need for prescribed medicines increases with age. Although Cheshire East is only growing moderately in terms of the overall number of people in the population, the population is living longer and there will be a proportionately higher growth in the number of people in age groups over 60.

Prescribing need can be assessed using a measure called the item ASTRO-PU 2013, which is a national weighting formula that weights different age groups based on their current usage of medicines. Using Item ASTRO-PU 2013 weighted populations; there will be a 7.7% growth in medicines use by 2024 and a further 6.3% increase by 2029, a total increase in medicines use of 14.4% over the ten year period.

15.2 Proposed Housing Developments

15.2.1 Proposed housing developments in Cheshire East are contained in Cheshire East’s Local Plan Strategy 2010-2030¹² which was adopted on 27 July 2017. The overall growth proposition in Cheshire East is to deliver at least 36,000 new homes by 2030. This is an average of 1,800 net additional dwellings per year across the borough. The plan identifies 60 strategic sites and 3 strategic locations that will accommodate most of the new development needed and form the basis for determining planning applications. Strategic sites are those with a final total capacity of around 150 dwellings. Over the five years to March 2025, building at strategic locations is forecast to result in an additional 7,862 homes. In addition to this, forecasts of other large developments outside strategic locations suggest that a further 2,019 homes will be built. These 9,881 homes make up the majority of planned building, but other sites will gain planning permission over the time period and there will be additional smaller developments.

15.2.2 This current Local Plan Strategy Document covers development until 31st March 2030, beyond the time scales for this PNA, which considers pharmaceutical need within the

¹² <https://www.cheshireeast.gov.uk/pdf/planning/local-plan/local-plan-strategy-web-version-1.pdf>

population over the next 3 years (2022-2025). However, strategic sites are divided into 5 year phases; this has enabled us to give a crude estimate of potential housing numbers within these larger developments by 2025. The table below gives an estimate of the additional housing due to be built across strategic sites by the end of March 2025 based on information provided by Cheshire East Spatial Planning Department.

Table 13: Estimates of proposed housing on main Strategic Sites in Cheshire East by March 2025

Care Communities	Location of Strategic Sites	Current population	Estimated New Homes		Number of current pharmacies
			Average each year	Total by March 2025	
Nantwich and Rural	Nantwich	39,327	110	550	6
	Rural		3	14	1
Crewe	Crewe	79,773	366	1,828	15
SMASH (Sandbach, Middlewich, Alsager, Scholar Green, Haslington)	Sandbach	68,642	54	272	6
	Middlewich		68	341	3
	Alsager		92	459	3
	Scholar Green		0	0	0
	Haslington		0	0	1
Congleton and Holmes Chapel	Congleton	40,073	318	1,589	10
	Holmes Chapel		0	0	2
Macclesfield	Macclesfield	61,560	206	1,029	12
Bollington, Poynton, Disley	Bollington	26,837	0	0	1
	Disley		0	0	1
	Poynton		75	375	2
Chelford, Alderley Edge, Wilmslow, Handforth	Chelford	45,451	0	0	0
	Alderley Edge		52	262	3
	Wilmslow		76	378	5
	Handforth		62	312	3
Knutsford	Knutsford	25,004	91	453	4

Data Source: Appendix 5, Cheshire East Housing Monitoring Update, Cheshire East.¹³

15.2.3 According to a report produced in 2019 by the Cheshire East Council Business Intelligence Research and Consultation Team, which looked at potential pupil yields from several new housing developments in the borough, 80% of households moved less than three miles to their new home. It is unclear whether these results would be replicated with other housing estates or whether the conclusions apply to the wider population beyond young families. However, it seems plausible that the majority of moves are within borough

¹³ <https://www.cheshireeast.gov.uk/pdf/planning/spatial-planning/researchand-evidence/hmu-2019-20-report/appendix-5-forecast.pdf>

and cover quite small distances¹⁴.

The findings are supported by internal migration figures, published by the Office for National Statistics, which gave the net increase in population between 2019 and 2020 as 3529 or 0.91%. International migration (people moving into and out of Cheshire East from outside the UK) yielded a small net loss. Internal migration is driving population increase in Cheshire East. Even so, the impact of this on health infrastructure is less concerning than the effects of an ageing population.

The relationship between house building and population growth is a complex one, but the increased availability of new homes will almost certainly impact populations at a local level and this in turn may affect pharmacy provision. One way of estimating the population increase from new homes is to apply the Office for National Statistics occupancy rate, which is 2.33 for the North West¹⁵. Over a five-year period, the population of Congleton and Holmes Chapel care community could potentially increase by 9.2% to 43,775, purely due to housing development. This increase is driven by Congleton but it is important to note the construction of a number of smaller developments in Holmes Chapel. The next largest increase is 5.3% in Crewe, causing a potential population increase from 79,773 to 84,032. The addition of other large sites could increase Crewe's population by a further 3.1% to 86,598. Strategic developments could cause the population of SMASH to grow by 3.6% to 71,140 but additional developments, mainly in Sandbach, could see it rise by an extra 2.4% to 72,873.

The Cheshire East Council Community Governance Review (CGR) 2019: Electorate Forecasts Technical Report¹⁶ used the Housing Development Forecast Tool to produce estimates of the increased number of electors by ward between 2018 and 2025. The largest potential increases were seen in Brereton (66.8%), Haslington (31.9%) and Shavington (31.3%). Other large increases (>20%) were expected in Bunbury, Chelford, Sandbach Elworth and Sandbach Heath and East. It is, however, important to note that a number of changes have taken place since the report's publication.

15.2.4 We have taken consideration of the main strategic sites in relation to current pharmaceutical provision, and Cheshire East is generally well provided for. One area of concern is the planned South Cheshire Growth Village at Basford, Crewe. According to the Tartan rug¹⁷, the town of Crewe has the greatest level of deprivation in the Borough, and it also has the highest levels of premature mortality. Consideration of the proposed site suggests that the health needs of the population will be adequately met by Rope Green Medical Centre and the associated Well Pharmacy as well as pharmacies in central Crewe.

¹⁴ Cheshire East Business Intelligence – Research and Consultation, Pupil Yields Research Briefing Note, January 2019

¹⁵ Office for National Statistics, Households by size, regions of England and UK constituent countries, 2015 to 2020, March 2021

¹⁶ Cheshire East Council Community Governance Review (CGR) 2019: electorate forecasts technical report, 7th August 2019

¹⁷ Cheshire East Tartan Rug

https://www.cheshireeast.gov.uk/council_and_democracy/council_information/jsna/jsna.aspx

However, this will need to be monitored as the development progresses.

The North East of Crewe, where much building work has been undertaken in previous years has been considered in earlier PNAs. Building work has slowed there and a previous mapping exercise was reassuring in terms of pharmaceutical provision.

15.2.5 Other areas considered in detail include:

- A total of 381 homes are under construction at the Alderley Park Opportunity Site near Monks Heath/Nether Alderley. This site is approximately 2.5 miles from the nearest community pharmacy in Alderley Edge, however, as in many other rural parts of Cheshire East, residents will need to travel to reach amenities.
- The planned developments in Congleton appear to be well provided for by pharmacies in Congleton. Brereton – a rural area between Congleton and Sandbach – will see significant planned growth and the proposed developments of up to 400 houses at Black Firs Lane is slightly more than 1.5km from a pharmacy. A number of pharmacies are available in central Congleton, however, and it is likely that future residents will need to drive to access other essential services.
- North Cheshire Growth Village, situated to the east of Handforth, just off the A34 bypass. This has been identified as a strategic site that will provide up to 1,724 houses once fully completed. Despite expectations that houses would be under construction by 2021, the first completions – about 300 – are not now expected until 2024/5, with the majority of the site being built over the following five years. The site is close to the Handforth Dean Retail Park which includes a pharmacy within a superstore with extended opening hours.
- At the northern boundary of Cheshire East, between Handforth and Poynton, is the Woodford Garden Village area which lies within Stockport Metropolitan Borough. The site has planning permission for over 900 homes. Previous Stockport PNAs in 2015 and 2018 identified that this development once fully occupied may lead to a gap in essential service provision as the nearest pharmacy is more than 2km away. Stockport HWB are currently reviewing their PNA with plans to consult during the spring and publish in the autumn of 2022, this will include a review of provision in this area, with consideration of their strategic ambition for 90% of Stockport residents' homes to be within 1km of a community pharmacy. Stockport HWB will be consulted on the Cheshire East draft PNA. Cheshire East will also have the opportunity to review the Stockport draft PNA. Woodford itself is around 1.5 miles south of Bramhall, a suburb of Stockport, where there is already a number of community pharmacies and GP surgeries. There are also good links to local facilities in Cheshire East including a number of community pharmacies, with Handforth to the west and Poynton to the North East, both within a 3-mile radius.

15.2.6 Potential business, retail and leisure developments across Cheshire East have also been considered in terms of potential impact on where people may wish to access community pharmacy services. There are few large developments currently planned. There is some retail expansion planned in Macclesfield, Nantwich and Alsager (at the former

Twyford's bathrooms site) plus the refurbishment of Congleton Leisure Centre and the on-going work at the Royal Arcade in Crewe. All these areas are already well provided for in terms of pharmacies.

15.2.7 The public survey asked "Thinking about the location of the pharmacy, which of the following are the most important to you?", 63% of respondents said it is 'close to home', followed by 40% of respondents gave 'close to my doctor's surgery' and 40% selected 'easy to park nearby', and 29% answered because it is 'near to other shops I use'.

16.0 Ethnicity and Other Protected Characteristics

16.1 The Equality Act (2010) defines nine characteristics which are protected in law. Ethnicity, age, disability, gender reassignment, marriage and civil partnership, pregnancy and maternity, religion and belief and sexual orientation are classed as protected characteristics. In April 2013, the Health and Social Care Act imposed new duties on all the component organisations with respect to reducing inequalities in access and outcomes. In addition to these two acts, all bodies have a duty to comply with the Human Rights Act. The rights of all these groups and any specific issues regarding their access to services and outcomes from such services must be considered as part of the PNA.

16.2 All community pharmacies must assess both physical access to the premises and also amendments to basic delivery of essential services for patients with regard to their culture, ethnicity or disability. For example:

- provision of an automatic door or bell to alert staff to the needs of wheelchair users
- provision of a hearing loop
- provision of plain lids for those who have difficulty opening child resistant containers
- provision of large print medication labels
- MARS (medicines administration record sheets) or monitored dosage systems to support medicines adherence
- ability to source and supply non gelatine-based products

16.3 A review of current provision was undertaken via the community pharmacy survey undertaken during September 2021. The questionnaire distributed to all pharmacies asked various questions regarding accessibility and provision of aids for people with poor hearing or eyesight. Questions regarding the provision, accessibility and facilities available within a consultation room or area were also included. All 78 pharmacies within Cheshire East returned completed questionnaires. The public survey asked various questions on accessibility. There were 514 participants to the public survey. The following sections consider the findings from those who responded in conjunction with a variety of other relevant data sources.

16.4 Disability

16.4.1 It is known that 4.9% (18,161) people in Cheshire East reported having poor health over the year preceding the 2011 Census and nearly 18% of residents indicated that they have an illness or disability that limits their day-to-day activities. It is difficult to get a comprehensive picture. Various estimates are available via Projecting Older People Population Information System (POPPI) and Projecting Adult Needs and Service Information (PANSI) or from the 2011 Census Estimates but some people will have multiple disabilities

and therefore may be counted in more than one estimate.

16.4.2 According to the latest data available, an estimated 930,400 adults in England were likely to have learning disabilities¹⁸. National estimates of prevalence retrieved from POPPI and PANSI applied to local projections for learning disability suggest that there are likely to be 1,755 adult residents in Cheshire East with a moderate or severe learning disability. Individuals with a learning disability may need longer consultations or support when visiting a pharmacist and may have an impaired ability to understand instructions.

16.4.3 The latest estimates available from POPPI and PANSI stated that 2,510 people in Cheshire East were registered as blind or partially sighted, of whom 44% are aged 75 year or over. 38% have additional disabilities and 83% of these are aged 65 years or over¹⁹. The Royal National Institute of Blind People (RNIB) estimate that 15,400 people in Cheshire East are living with some degree of sight loss, 4% of the total population. Of this total, 13,320 are living with partial sight and 2,090 are living with blindness. This indicates that there is a large difference in the number of people living with sight loss and those actually registered as blind or sight impaired. According to the Royal National Institute of Blind People (RNIB), by 2025, it is expected there will be 17,000 people in Cheshire East living with sight loss, the number of people living with severe sight loss is estimated to be 2,360. By 2030, this is estimated to rise to 19,200 people in Cheshire East living with sight loss, with the number of people living with severe sight loss expected to rise to 2,690²⁰. Around 23% (82,244) of the adult population have some form of hearing loss.

16.4.4 According to the Family Resources Survey 2019-2020, it is estimated that 19% of working-age adults in England are likely to have a physical disability²¹. According to the POPPI projection tool, in Cheshire East it is estimated that 16,669 residents over the age of 65 have mobility problems that affect them with day to day activities such as going out of doors and walking down the road; getting up and down stairs; getting around the house on the level; getting to the toilet; getting in and out of bed. Based on data from POPPI, an estimated 25,759 residents over 65 require assistance with self-care activities including help to bathe, shower or wash all over, dress and undress, wash their face and hands, feed, cut their toenails, take medicines.

16.4.5 The majority of pharmacies 85% (66 out of 78) have an entrance that enables wheelchair users to access the pharmacy independently, 98% of these pharmacies stated that all floor areas of the pharmacy were accessible by wheelchair users. 58% indicated that they had either an automatic door and/or a bell at the front door. These findings are very similar to the findings in the 2018 PNA. However, in the 2021 survey, 62% have designated disabled parking compared to 51% in the 2018 PNA. In the 2021 public survey, participants were asked 'If you have a condition that affects your mobility, are you able to park close enough to your pharmacy?'. 41 (8%) participants reported not being able to park close enough to the pharmacy of their choice, 134 (26%) participants reported they were able to park close enough, and the rest answered they did not know or not applicable.

¹⁸ [People with learning disabilities in England 2015: Main report \(publishing.service.gov.uk\)](https://publishing.service.gov.uk)

¹⁹ [Registered Blind and Partially Sighted People, England 2019-20 - NHS Digital](#)

²⁰ [Sight Loss Data Tool - RNIB - See differently](#)

²¹ [Family Resources Survey: financial year 2019 to 2020 - GOV.UK \(www.gov.uk\)](https://www.gov.uk)

16.4.6 Seventy-seven pharmacies (99%) provide a private consultation room or area, of these 84% stated that it is accessible by wheelchair users.

Table 14: Accessibility aids provided by pharmacies in Cheshire East

Accessibility aids provided	Percentage of pharmacies providing
Designated disabled parking	62%
Entrance suitable for unaided wheelchair access	85%
All areas of floor accessible by wheelchair	92%
Automatic door	50%
Bell at front door	14%
Hearing Loop	67%
Large print labels	82%
Large print leaflets	26%
MAR (Medication Administration Records) charts	13%
Consultation area facilities	
Consultation area	99%
Accessible by wheelchair	83%
Handwashing facilities in consultation area	78%
Handwashing facilities close to consultation area	14%
Access to toilet during consultations	18%
Wheelchair accessible toilet	19%

Data source: Pharmacy Contractors Survey 2021

16.4.7 The results indicate a high level of accessibility for customers in wheelchairs or with mobility problems. However, pharmacies do not always consider all the needs of people with other physical disabilities such as hearing or visual impairments. Although 67% have a hearing loop to support customers wearing hearing aids and 82% provide large print labels for prescriptions, only 26% provide large print leaflets to support people with poor eyesight. Only 20 provided both large print labels and leaflets, 14 provided neither.

16.4.8 Dispensing Doctors are also good at accommodating for protected characteristics, with nearly all practices with wheelchair ramp access, large print labels and leaflets, automatic door assistance, toilet facilities accessible to wheelchair users, hearing loops, disabled parking, and an ability to support patients whose first language is not English.

16.5 Ethnicity, religion and belief

16.5.1 According to the 2011 Census, there is less ethnic diversity in Cheshire East compared to the England average, with 96.7% of the population giving their ethnicity as white compared to a national average of 86%²². However, ethnic diversity has increased since the 2001 Census, when 98.2% of the population declared their ethnicity to be white. Over a ten year period, the Black Minority Ethnic (BME) population has nearly doubled from

²² [Ethnicity Cheshire East Summary | Insight Cheshire East \(arcgis.com\)](#)

6,200 to 12,200 and all BME groups have increased in number. Also of note is the increase in those giving their ethnicity as 'White Other', which rose from 4,600 to 9,400 between 2001 and 2011. The majority of this increase represents the Eastern European population in Crewe. Wilmslow has a high proportion of 'Asian/Asian British' residents, 7.8% in Wilmslow Dean Row and 6.2% in Wilmslow East. It is important to note that the Census data is 10 years out of date and, although the Census took place during 2021, data are not likely to be made available during the development of the PNA. Therefore, these statistics may not accurately reflect the ethnicity makeup of the borough.

16.5.2 At the time of the 2011 Census, 68.9% of Cheshire East residents were Christian (97.5% of those who stated they had a religion. This represents a reduction of 27,500 (10%) since 2001. There was a concomitant increase in the proportion with no religion or who did not state their religion, which rose from 18.6% in 2001 to 29.3% in 2011. Despite the increase in the number of people describing their religion as Buddhist, Hindu, Jewish, Muslim, Sikh and Other, the proportions for each of these religions are still less than 1%. However small these minorities, pharmacy staff still need to be mindful of customers' religious and cultural background to ensure that they are sensitive to any specific requirements. Like the ethnicity data, the religion data for Cheshire East is extracted from the 2011 Census. These statistics may therefore not accurately reflect the religious makeup of the borough.

16.5.3 Within the public survey no specific issues were raised concerning ethnicity or religion. The religious profile of the sample is similar to Cheshire East as a whole (as determined by the 2011 Census), but the small numbers make it difficult to be clear if there are any issues. The non-white ethnic mix within the survey was under-representative of the underlying population; again, numbers are very small which make any conclusions very difficult.

16.5.4 97.4% of residents in the 2011 census stated that English was their main language, 77.4% of the remainder stated that although English wasn't their main language they spoke it well or very well. This means that less than 1% (2,109) of the population cannot speak English or feel they do not speak it well. We are unable to determine which languages are spoken by these non-English speakers as these census tables are only available at a regional level which may be distorted by more ethnically rich areas. However, the results from the main language question on the Census gives Polish as the area's second language at 1%. It is important to note that the Census data is 10 years out of date and, although the Census took place during 2021, data are not likely to be made available during the development of the PNA. Therefore, these statistics may not accurately reflect the ethnicity makeup of the borough.

16.5.5 Within Cheshire East, 22 of the pharmacies (28%) advised that they have either a pharmacist or other member of staff who could speak at least one additional language to English. There was a wide variety of different languages spoken; Urdu, French, Arabic, Polish, Armenian, Greek, Romanian, and Spanish were all spoken at more than one pharmacy.

16.6 Gender and sexual orientation

16.6.1 The latest population estimates give the gender breakdown in Cheshire East as 51% female and 49% male. Of the 477 participants who answered the gender question in the public survey, 58% defined themselves as female and 33% as male. Therefore, it is important to note that there may be a bias towards female experience in the public survey. According to Stonewall UK, it is estimated that around 1% of the population might identify as Trans, including people who identify as non-binary²³.

16.6.2 Of the 441 (86%) participants who answered the sexual orientation question in the public survey, 1% identified as Gay/Lesbian and 0.4% as Bisexual, lower than the national estimated proportion of 2.7% (Office for National Statistics, Sexual Orientation report)²⁴.

16.6.3 Within Cheshire East, 25 (32%) of the pharmacies stated they were able to offer advice and support to customers wishing to speak with a person of the same sex within the normal opening times; a further 47 (60%) were able to make arrangements for a same sex consultation. This leaves 8% (6 pharmacies) unable to offer this. Overall, this indicates an improvement from the last PNA when 21% could not offer this service.

16.6.4 No issues concerning same sex consultations were voiced in the public survey.

16.6.5 One negative comment was received regarding privacy when speaking to the Pharmacist:

“In the middle of the shop in front of everyone”

67 participants stated that conversations were held over the counter, 69 stated that they had a consultation in a separate room and quiet room and one respondent had a consultation in front of everyone.

16.7 Sensitivity to changes in the population

Although the Cheshire East population is predominantly white it has become more diverse and this is likely to continue in the future. This may lead to a higher population where English is not their main language, a wider range of languages spoken and increased numbers speaking these languages. This will increase demand for interpreter and Language Line services within community health settings including pharmacies. This diversity will need greater awareness and sensitivity to different cultural requirements from pharmacy staff.

It is important for pharmacists to have an awareness of the health needs of lesbian, gay, bisexual, trans, queer, and intersex (LGBTQI+) people to support inclusivity and ensure access to the right healthcare at the right time²⁵.

Whilst it is difficult to predict the level of international migration into the area at this time, one certainty is the increasing elderly population, potentially increasing numbers of

²³ [The truth about trans \(stonewall.org.uk\)](https://www.stonewall.org.uk)

²⁴ [Sexual orientation, UK - Office for National Statistics \(ons.gov.uk\)](https://www.ons.gov.uk)

²⁵ [NHS England » LGBT health](https://www.nhs.uk)

customers with mobility problems, visual and hearing impairments. Pharmacists need to ensure accessibility of their premises and to materials such as leaflets and prescription labels.

An Equality Impact Assessment has also been completed alongside the production of the PNA to account for and mitigate against any negative consequences on different groups protected from discrimination by the Equality Act 2010 and ensure that opportunities for promoting equality are maximised.

17.0 Chronic Disease

17.1.1 The PNA has focused on commonly occurring chronic conditions that are managed in the community by GPs and supported by community pharmacies.

17.1.2 The Office for Health Improvement and Disparities (OHID) Productive Healthy Ageing Profile shows, that overall, Cheshire East is similar to or better than the national average in terms of “living well with long term conditions”²⁶. However, the tartan rug²⁷ demonstrates that there are marked inequalities in health and wellbeing experience across the borough. Furthermore, Cheshire East has significantly higher rates of emergency hospital admissions due to falls in older people and in hip fractures in people aged 80 years and older, and it is important to consider causes of falls. Medication reviews are an important part of falls risk assessment and falls prevention²⁸.

17.1.3 The remainder of this section considers variation in respiratory, circulatory, mental health and other chronic conditions across Cheshire East. In each section, prevalence of each disease by care communities are presented. The data is based on GP Registered Population for each practice in 2020/21 financial year from QOF (Quality and Outcomes Framework sourced by NHS Digital from GP Registers). Each practice postcode is then mapped to their respective care community to obtain their prevalence.

The tables are highlighted in red where the care community prevalence is statistically significantly higher than the borough average and in green where it is lower than borough average respectively. This by no means direct comparison of prevalence as the data is based on diagnosis only and the registered practice population rather than the resident population. The prevalence here is only an indicative representation of the need of the population as higher number of older and young population and ethnic diversity tend to present higher rates of prevalence in certain areas.

The care communities work closely with primary care networks to proactively identify at risk people in need of service, help them with self-care, support families and better use of pharmacies, therapies, and primary care.

17.2 Respiratory Conditions

17.2.1 Respiratory conditions account for 1/10th of premature deaths. There is strong association between deprivation and respiratory diseases such as asthma in children²⁹. It is

²⁶ UKHSA Fingertips: <https://fingertips.phe.org.uk/profile/healthy-ageing/data#page/1/gid/1938133251/pat/6/ati/402/are/E06000049/iid/273/age/1/sex/4/cat/-1/ctp/-1/yr/1/cid/4/tbm/1>

²⁷ https://www.cheshireeast.gov.uk/council_and_democracy/council_information/jsna/jsna.aspx

²⁸ NICE. Falls in older people: assessing risk and prevention. Clinical guideline [CG161] Published: 12 June 2013. <https://www.nice.org.uk/guidance/cg161/chapter/1-Recommendations#preventing-falls-in-older-people-2>

²⁹ 5 year Plan

<https://moderngov.cheshireeast.gov.uk/ecminutes/documents/s71904/CEP%20Designed%205%20year%20plan.pdf>

essential to manage these conditions effectively within the community through pharmacies and GPs. There are 26,073 asthma patients and 7,645 chronic obstructive pulmonary disease (COPD) patients in Cheshire East in 2021 as recorded in GP registers. There is a high prevalence of asthma (6.8%) in the borough compared to COPD (1.9%). Asthma prevalence is slightly higher than England average. There is a higher prevalence of asthma than the England average in Knutsford, Macclesfield and SMASH care communities. COPD prevalence in Cheshire East is the same as the England average. There is a higher prevalence of COPD than the England average in Crewe, Macclesfield and Nantwich and Rural.

Table 15: Prevalence of respiratory conditions in Cheshire East Care Communities

Care Community	Asthma	COPD
Alderley Edge, Chelford, Handforth, Wilmslow	2807 (6.1%)	651 (1.3%)
Bollington, Disley, Poynton	2218 (7.0%)	540 (1.6%)
Congleton, Holmes Chapel	3087 (7.1%)	798 (1.7%)
Crewe	5265 (6.3%)	1862 (2.1%)
Knutsford	1582 (7.3%)	423 (1.8%)
Macclesfield	4142 (7.1%)	1292 (2.1%)
Nantwich and Rural	2258 (6.9%)	757 (2.2%)
SMASH	4714 (7.2%)	1322 (1.9%)
Cheshire East	26073 (6.8%)	7645 (1.9%)
England	6.4%	1.9%

Data source: NHS Digital QOF Prevalence 2021 by GP

17.3 Circulatory Conditions

17.3.1 There are 63,687 patients with hypertension, 22,066 with diabetes, 15,169 with chronic kidney disease, 14,032 patients with coronary heart disease and 9,274 patients with stroke or transient ischemic attack (TIA) in 2021 as recorded in GP Registers.

17.3.2 The table below illustrates the burden of circulatory disease across the care communities. Congleton and Knutsford show significantly higher prevalence compared to Crewe and Macclesfield with the exception of diabetes in Crewe. However, the prevalence of pre-diabetes (Non-Diabetic Hyperglycaemia) is high across the borough. So regular screening and dispensing of diabetic control medication across pharmacies is vital. Most circulatory conditions in Cheshire East are generally higher than the England average.

17.3.3 The Cheshire East Five-Year plan and a Cheshire & Merseyside cross-sector strategy “Saving lives: Reducing the pressure” identified high blood pressure as a major issue affecting about a quarter of people, most of whom are undiagnosed or untreated. It identifies pharmacies as an ideal setting to reach the community, expanding their role from not just providing medication support to include carrying out early identification of hypertension through blood pressure testing, providing additional healthy lifestyle advice

and signposting within the wider health system. All community pharmacies are now Healthy Living Pharmacies and are well placed to contribute to this agenda.

Table 16: Prevalence of cardiovascular conditions in Cheshire East Care Communities

Care Community	Atrial Fibrillation	Coronary Heart Disease	Chronic Kidney Disease	Diabetes Mellitus	Non Diabetic Hyperglycaemia	Heart Failure	Hypertension	Stroke/TIA Heart Disease
Alderley Edge, Chelford, Handforth, Wilmslow	1,363 (2.8%)	1,510 (3.1%)	1,456 (3.7%)	2,043 (5.1%)	2,661 (6.8%)	347 (0.7%)	6,844 (14.0%)	1,002 (2.0%)
Bollington, Disley, Poynton	1,064 (3.2%)	1,265 (3.8%)	1,153 (4.2%)	1,644 (5.9%)	2,144 (7.8%)	298 (0.9%)	5,540 (16.6%)	833 (2.5%)
Congleton, Holmes Chapel	1,401 (3.0%)	1,618 (3.5%)	2,068 (5.5%)	2,730 (7.2%)	2,540 (6.8%)	674 (1.5%)	7,470 (16.1%)	1,157 (2.5%)
Crewe	1,924 (2.2%)	2,912 (3.3%)	2,969 (4.2%)	5,205 (7.2%)	3,203 (4.5%)	1,089 (1.2%)	12,619 (14.1%)	1,779 (2.0%)
Knutsford	712 (3.1%)	839 (3.6%)	1,044 (5.7%)	1,141 (6.1%)	1,631 (8.8%)	329 (1.4%)	3,730 (16.2%)	675 (2.9%)
Macclesfield	1,596 (2.6%)	1,990 (3.2%)	2,337 (4.7%)	3,380 (6.6%)	2,758 (5.5%)	539 (0.9%)	9,809 (15.9%)	1,265 (2.1%)
Nantwich and Rural	1,076 (3.1%)	1,332 (3.8%)	1,386 (4.9%)	1,853 (6.4%)	1,590 (5.6%)	436 (1.3%)	5,848 (16.9%)	865 (2.5%)
SMASH	1,980 (2.8%)	2,566 (3.7%)	2,756 (4.9%)	4,070 (7.1%)	3,393 (6.0%)	1,034 (1.5%)	11,827 (16.9%)	1,698 (2.4%)
Cheshire East	11,116 (2.7%)	14,032 (3.4%)	15,169 (4.6%)	22,066 (6.6%)	19,920 (6.0%)	4,746 (1.2%)	63,687 (15.6%)	9,274 (2.3%)
England	2.05%	3.05%	3.96%	7.1%	5.3%	0.9%	13.9%	1.8%

Data source: NHS Digital QOF Prevalence 2021 by GP

17.4 Mental Health Conditions

17.4.1 There are 46,573 patients suffering from depression and 3,539 are suffering from serious mental illness in 2021 as recorded in GP registers. The prevalence of depression across Cheshire East is 14.1%, with significantly higher prevalence in Crewe, Knutsford, and SMASH. Conversely, the prevalence of serious mental illness is similar to the England average, except for Macclesfield where there is a very slight, albeit statistically significant, increased prevalence compared other areas. The prevalence of depression is higher than England average.

17.4.2 There is a growing concern about unmet mental health need in the population among the children and older people. Also, as Cheshire East has an ageing population, the focus on mental wellbeing in older people is also crucial. This is supported by the Mental Health Strategy 2019 – 2022 and the Children’s Mental Health Transformation Plan backed by Cheshire East 5 year plan²⁹. GPs and pharmacies are vital in promoting mental wellbeing

and treating mental health problems across the care communities.

Table 17: Prevalence of mental health conditions in Cheshire East Care Communities

Care Community	Depression	Mental Health
Alderley Edge, Chelford, Handforth, Wilmslow	4,981 (12.7%)	326 (0.7%)
Bollington, Disley, Poynton	3,164 (11.5%)	273 (0.8%)
Congleton, Holmes Chapel	5,093 (13.6%)	379 (0.8%)
Crewe	12,127 (17.1%)	834 (0.9%)
Knutsford	2,750 (14.9%)	191 (0.8%)
Macclesfield	6,168 (12.3%)	676 (1.1%)
Nantwich and Rural	3,456 (12.2%)	277 (0.8%)
SMASH	8,834 (15.6%)	583 (0.8%)
Cheshire East	46,573 (14.1%)	3539 (0.9%)
England	12.3%	0.95%

Data source: NHS Digital QOF Prevalence 2021 by GP

17.5 Other Conditions

17.5.1 There were 2,911 patients with epilepsy in Cheshire East. Cheshire East had a similar proportion of patients on GP epilepsy registers as the England average. However, Knutsford had a higher prevalence than the England average.

There were 2,586 patients in palliative care in 2021 in Cheshire East as recorded in GP registers. Cheshire East had a similar proportion of patients on GP palliative care registers as the England average. Congleton, Holmes Chapel, Knutsford and Nantwich and Rural had a higher proportion of patients on GP palliative care registers than the England average. Cheshire East has an ageing population and therefore it is feasible that the demand for palliative care is likely to increase in future³⁰.

For Epilepsy, Knutsford is showing significantly higher rates than the borough average because it has a specialist GP practice (David Lewis Medical Centre) for Epilepsy, Autism and Learning Disability. The inclusion of this GP skewed the prevalence rates for Epilepsy and does not seem to have any impact on other long term conditions. Please note these are only indicative figures to understand the impact in the care communities.

³⁰ [Borough Profile \(2019/20\) \(arcgis.com\)](https://www.arcgis.com)

Table 18: Prevalence of epilepsy and palliative care in Cheshire East Care Communities

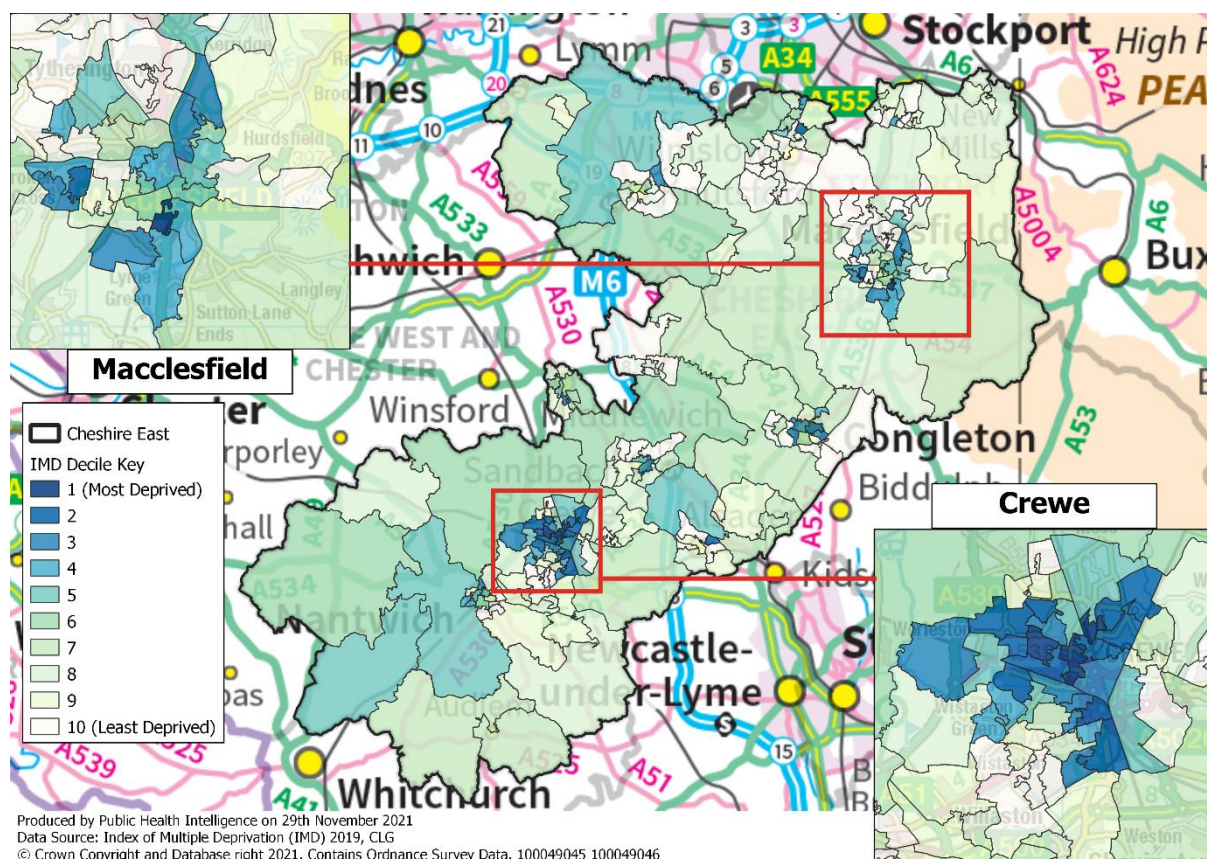
Care Community	Epilepsy	Palliative Care
Alderley Edge, Chelford, Handforth, Wilmslow	258 (0.7%)	320 (0.7%)
Bollington, Disley, Poynton	201 (0.7%)	185 (0.6%)
Congleton, Holmes Chapel	336 (0.9%)	363 (0.8%)
Crewe	660 (0.9%)	407 (0.5%)
Knutsford	230 (1.2%)	229 (1.0%)
Macclesfield	486 (1.0%)	363 (0.6%)
Nantwich and Rural	242 (0.9%)	313 (0.9%)
SMASH	498 (0.9%)	406 (0.6%)
Cheshire East	2,911 (0.9%)	2,586 (0.6%)
England	0.8%	0.5%

Data source: NHS Digital QOF Prevalence 2021 by GP

18.0 Deprivation

18.1 The map below shows the level of deprivation in Cheshire East by the national Index of Multiple Deprivation (IMD) 2019 deciles. The Lower Level Super Output Areas (LSOAs) are shaded by colour showing the level of deprivation on a scale. The areas shaded in dark blue are among the 10% most deprived in England, with a slightly lighter shade of blue showing the second most deprived 10%. The areas shaded in cream are among the least deprived 10% nationally. Cheshire East is generally very affluent, but small areas of deprivation can be found across the authority, mainly clustering in central Crewe.

Figure 7: Level of Deprivation in Cheshire East



18.2 Four LSOAs in Cheshire East are in the most deprived 10% of LSOAs nationally – three of these are in central Crewe and one in Macclesfield. This accounts for about 2% of the population of Cheshire East. Eighteen Cheshire East LSOAs are in the most deprived 20% nationally; thirteen of these are in Crewe, two in Macclesfield and one each in Congleton, Alsager and Handforth. This represents 8.6% of the population. Socioeconomic deprivation is strongly associated with early death rates. Within Cheshire East, analysis has shown that these areas experience higher rates of premature mortality from:

- cancer
- heart disease
- stroke
- lung disease
- liver disease

People living in these areas will have higher levels of pharmaceutical need than in other areas.

18.3 From a total of 514 participants in the public survey, 420 gave a full postcode that could be matched to a Cheshire East geography. This allowed us to analyse the national Index of Multiple Deprivation (IMD) quintile of these participants.

2.86% (12) of those who responded and gave a full postcode lived in the most deprived 20% of areas nationally. This compares with 8.62% of the population of Cheshire East. In general, the survey showed an under-representation of those in the most deprived quintile and an over-representation of those in the least deprived quintile – 213 (50.71%) of the respondents were from those in the least deprived quintile, compared with 39.77% of the population of Cheshire East. The middle three quintiles were more representative of the population distribution of Cheshire East, with 43 (10.24%) in quintile 2 (the next most deprived quintile) compared with 13.47% of the Cheshire East population; 42 (10%) in quintile 3, compared with 14.78% in Cheshire East as a whole; 110 (26.18%) in quintile 4 compared with 23.36% in Cheshire East as a whole.

The small number of participants means that it is not possible to look at the impact of deprivation on responses to other questions.

19.0 Impact of Covid-19 Pandemic on Community Pharmacy

The pandemic has shown that community pharmacy has been resilient and adaptable. Being located in the heart of communities, many experiencing higher levels of socioeconomic deprivation, the pharmacies have been essential and valuable to patients, supporting them in their own communities.

19.1 Adaptions to services provided by community pharmacy during COVID-19

- 19.1.1 Unlike most other businesses and healthcare settings, community pharmacies remained open throughout the COVID-19 pandemic. They had to observe the social distance guidance appropriate at the time which led to queues outside the pharmacies as most are small, with limited space inside so they were unable to allow many people in at any one time.
- 19.1.2 On rare occasions, for safety related reasons due to overwhelming workload pressures, they were able to work behind closed doors for a few hours each day in order to concentrate on dispensing prescriptions and managing stock.
- 19.1.3 Before the pandemic many services, commissioned by Local Authorities, for example the morning after pill, or the CCG, for example minor ailments service, were carried out face to face in the pharmacy consultation room. This wasn't suitable during the pandemic. However, working with commissioners, arrangements were quickly made to enable these consultations to take place over the phone to ensure patients could still access such services.
- 19.1.4 Many community pharmacies have always offered a delivery service, which was a business decision and not a contractual requirement. Demand for delivery of medicines increased hugely, especially at the beginning of the pandemic, as many patients were told to shield and lately, due to having to self-isolate. Many community pharmacies were helped by the army of volunteers who came forward and in April 2020 the Pandemic Delivery Service became a contractual requirement of community pharmacies.
- 19.1.5 Community pharmacies have also supported in the provision of lateral flows test. Early in 2021 many were commissioned to provide lateral flow tests to patients when they came into the pharmacy, showing them how to do the test correctly. Now, community pharmacies are sites where patients can collect boxes of Covid-19 lateral flow tests to do testing at home.
- 19.1.6 Between March 2021 and November 2021, 205,243 lateral flow devices were distributed by pharmacies in Cheshire East.

19.2 COVID-19 Vaccination Sites

19.2.1 In January 2021 several community pharmacies in Cheshire East were commissioned to provide vaccinations as part of the COVID Vaccination Programme. They have been invaluable to helping deliver vaccination to patients close to where they live in accessible locations and have delivered over 150,000 vaccinations.

19.2.2 In Cheshire East, from January 2021, the total number of COVID vaccinations given up to 8th February 2022 was 861,467. Of this total, 298,343 were given in the community pharmacy vaccination sites.

19.2.3 The community pharmacy vaccination sites are:

- Allied Pharmacy, Alsager
- Andrews Pharmacy, Macclesfield
- Boots, Wilmslow
- Hollowoods Pharmacy, Crewe and Nantwich
- Rowlands, Bollington
- Tesco, Congleton
- The Village Pharmacy, Prestbury
- Well, Sandbach
- Well, Congleton.

19.2.4 Engagement from Healthwatch during their 'Across Cheshire' programme identified vaccination services as a key theme reported by residents and reported mixed experiences relating to receiving a vaccination within the pharmacy, as well as a lack of vaccination stock.

"I booked all my vaccines online and went to the pharmacy. It was a great service, organised, no queueing, nearby. all very smooth".

"I want to have my booster but they want to send me 9 miles away for it and I really don't feel comfortable traveling that far because of Covid. I can walk to [PHARMACY] and I keep calling to ask for my jab but they haven't got any in stock."

"Went into the walk in clinic today to find they were only doing appointments as they had not received the vaccines expected. I have been told to call at 5 to see what they have spare."

19.2.5 Within the public survey, some participants highlighted that they think pharmacies should offer the Coronavirus jab or that there should be more pharmacies offering the vaccination to reduce waiting time.

"Covid information and top up vaccinations should be offered from all local pharmacies. My top up vaccine was miles away and if you are elderly and can't drive could be problematic"

19.3 Public views of Community Pharmacy Services during the Pandemic

19.3.1 During 2020, Healthwatch completed a series of engagement with Cheshire East residents to establish public views on Health & Care during the Covid-19 pandemic in the Care Communities of Cheshire East³¹. Overall, there was praise for pharmacies, with 81% of participants in Cheshire East rating their experience as ‘Good’ or ‘Excellent’.

“I have had nothing but exceptional service from all of these (GP and Pharmacy). I have felt safe at all times.”

19.3.2 However, residents also reported an increase in waiting times for prescriptions and being unable to find all the over-the counter medication required in shops and pharmacies.

19.3.3 Access to healthcare, such as pharmacy services, during the pandemic varied depending on the care community. Of those who participated in the engagement, 15% in the Knutsford Care Community reported that they either couldn’t get a prescription, experienced increased waiting times, or they couldn’t find over the counter medication they needed. Conversely in Nantwich and Rural Care Community, 48% stated that they either couldn’t get a prescription, experienced increased waiting times, or they couldn’t find over the counter medication they needed. Similar numbers were seen in Crewe (41%) and Congleton and Holmes Chapel (42%).

19.3.4 There was variation in public views of the service received during the Covid-19 pandemic in the care communities.

“Rang up and told them that I was struggling to get paracetamol - they ensured that some was put aside for me.”

“Pharmacy - the turnaround on prescriptions is ridiculously long and the staff quite rude.”

³¹ Public Views on Health & Care during the Coronavirus Pandemic in the Care Communities of Cheshire East, May - Oct 2020, [Cheshire-East-Care-Communities-Public-Views-on-Health-and-Care-during-the-Coronavirus-COVID-19-Pandemic-May-Oct-2020-1.pdf](https://www.healthwatchcheshireeast.org.uk/Cheshire-East-Care-Communities-Public-Views-on-Health-and-Care-during-the-Coronavirus-COVID-19-Pandemic-May-Oct-2020-1.pdf) (healthwatchcheshireeast.org.uk)

20.0 The Six Statements required by Legislation

20.1 Necessary services: current provision. A statement of the pharmaceutical services that the HWB has identified as services that are provided:

- (a) in the area of the HWB and which are necessary to meet the need for pharmaceutical services in its area; and**
- (b) outside the area of the HWB but which nevertheless contribute towards meeting the need for pharmaceutical services in its area (if the HWB has identified such services).**

20.1.1 There is currently an adequate level of community pharmacy provision in every major town in the Borough. The maps show that this provision is mostly located either in the town centres or close to GP surgeries. There are bordering pharmacies accessible for residents and the number of pharmacies in Cheshire East is near to the national average.

20.1.2 There is evidence that residents living in peripheral areas of the Borough use pharmacies in adjacent Health and Wellbeing Board areas to have prescriptions dispensed. This is particularly evident in the north of the Borough, where 3.9% of items prescribed in Cheshire East are dispensed in neighbouring local authorities, such as Cheshire West & Chester, Manchester, Shropshire, Stockport, Stoke on Trent, Trafford, and Warrington.

20.1.3 The public survey shows that 77% of participants are satisfied with the pharmacy services received. The majority of participants were also satisfied with pharmacy opening hours (75% satisfied).

20.2 Necessary services: gaps in provision. A statement of the pharmaceutical services that the HWB has identified (if it has) as services that are not provided in the area of the HWB but which the HWB is satisfied-

- (a) need to be provided (whether or not they are located in the area of the HWB) in order to meet a current need for pharmaceutical services, or pharmaceutical services of a specified type, in its area;**
- (b) will, in specified future circumstances, need to be provided (whether or not they are located in the area of the HWB) in order to meet a future need for pharmaceutical services, or pharmaceutical services of a specified type, in its area.**

20.2.1 The current dispensing workload as demonstrated by the number of items dispensed per pharmacy is not significantly different to the England average i.e. within the normal range. No gap in current provision has been identified. The prescribing of medicines is predicted to grow by 7.7% by 2024 and a further 6.3% increase by 2029, a total increase in medicines use of 14.4% over the ten year period. Increases of this magnitude are likely in all areas of the country. Existing pharmacies may have to increase their capacity and review their working practices to meet this need.

20.2.2 Most of the increase in prescribing need will occur among older people. This PNA has highlighted several issues relevant to older people, including poor physical access to some community pharmacies, and insufficient accessibility aids in some pharmacies.

20.2.3 When using the Office of National Statistics population projections, pharmaceutical need is predicted to increase to a greater extent in the Knutsford and Bollington, Disley and Poynton care communities. The current dispensing workload is higher in the Bollington, Disley and Poynton care community (7,432) than the England average (6,565) which is consistent with having fewer pharmacies per 100,000 population³². However, this high volume of dispensing may be supported by cross-border activity as the Bollington, Disley and Poynton Care Community borders with neighbouring Local Authorities. There are pharmacies in neighbouring authorities available for residents to access pharmaceutical services from. In addition, this might involve a change in the skill mix and capacity within each pharmacy to cope with the predicted additional demand. It is important to note that the population demographic, such as a younger population, and the need for a new school and doctors surgery is implicated when considering whether a pharmacy is required.

20.2.4 According to the Tartan rug, the town of Crewe has the greatest level of deprivation in the Borough, and it also has the highest levels of premature mortality. There is a lower level of community pharmacy provision in the Crewe Care Community. We have taken consideration of the main strategic sites in relation to current pharmaceutical provision, and Cheshire East is generally well provided for. One area of concern is the planned South Cheshire Growth Village at Basford, Crewe. Consideration of the proposed site suggests that the health needs of the population will be adequately met by Rope Green Medical Centre and the associated Well Pharmacy as well as pharmacies in central Crewe. However, this will need to be monitored as the development progresses. The North East of Crewe, where much building work has been undertaken in previous years has been considered in earlier PNAs. Building work has slowed there, however, and a previous mapping exercise was reassuring in terms of pharmaceutical provision.

20.2.5 The Pharmaceutical Needs Assessment has highlighted the existence of cross-border dispensing flows across the Cheshire East / Stockport border. It has also considered housing developments within both the HWB areas which may impact on these flows in the future. There is a housing development to the east of Handforth, the North Cheshire Growth Village; this is a Strategic Site that will provide up to 1,724 houses once fully completed. Despite expectations that houses would be under construction by 2021, the first completions – about 300 – are not now expected until 2024/5, with the majority of the site being built over the following five years. The site is close to the Handforth Dean Retail Park which includes a pharmacy within a superstore with extended opening hours. Also, at the northern boundary of Cheshire East, between Handforth and Poynton within Stockport Metropolitan Borough, is the Woodford opportunity area. The site has planning permission for over 900 homes. Stockport PNAs in 2015 and 2018 identified that this development once fully occupied may lead to a gap in essential service provision as the nearest pharmacy is more than 2km away. Stockport Health and Wellbeing Board are currently reviewing their PNA with plans to consult during the spring and publish in the autumn of 2022, this will include a review of provision in this area, with consideration of their strategic ambition for 90% of Stockport residents' homes to be within 1km of a community pharmacy. Woodford itself is around 1.5 miles south of Bramhall, a suburb of Stockport, where there is already a

³² NHSBSA General Pharmaceutical Services - England 2015/16-2020/21, Summary Tables, NHSBSA Copyright 2022. This information is licenced under the terms of the Open Government Licence

number of community pharmacies and GP surgeries. There are also good links to local facilities in Cheshire East including a number of community pharmacies, with Handforth to the west and Poynton to the north east, both within a 3-mile radius.

20.2.6 Extended opening hours are a beneficial feature of pharmacy provision locally, and in many areas there is weekday access to community pharmacies from 6.30 in the morning and throughout the day up to midnight. On Sundays, there is no pharmacy open in Bollington, Disley and Poynton and SMASH care communities on Sundays. Macclesfield is the only care community to have a pharmacy open after 5pm on a Sunday. A council cannot stipulate pharmacy opening hours, they form part of the contract with NHS England.

20.2.7 There are six practice premises in Cheshire East at which dispensing doctor services are available to eligible patients. Some of these practices cover very rural areas. Patients who receive dispensing doctor services are able to be supplied with medicines, but they may not be able to benefit from the wider range of essential and advanced services that community pharmacies are able to provide, or the CCG and public health commissioned services.

20.3 Other relevant services: current provision. A statement of the pharmaceutical services that the HWB has identified (if it has) as services that are provided-

- (a) in the area of the HWB and which, although they are not necessary to meet the need for pharmaceutical services in its area, nevertheless have secured improvements, or better access to pharmaceutical services in its area;**
- (b) outside the area of the HWB and which, although they do not contribute towards meeting the need for pharmaceutical services in its area, nevertheless have secured improvements, or better access, to pharmaceutical services in its area;**
- (c) in or outside the area of the HWB and, whilst not being services of the types described in sub-paragraph (a) or (b), or paragraph 1, they nevertheless affect the assessment by the HWB of the need for pharmaceutical services in its area.**

20.3.1 The provision of public health services in Cheshire East includes emergency hormonal contraception, quick start contraception, chlamydia screening, smoking cessation services, supervised consumption and needle exchange. Overall, there is adequate provision of public health services across care communities in Cheshire East.

20.3.2 Where there is no public health service provision within a care community, for example smoking cessation, there is provision in neighbouring care communities. The smoking cessation is a targeted intervention with keywork support; this is different to off the shelf smoking cessation products that are available at pharmacies. Of note, there is a potential gap in supervised consumption and needle exchange services in the Bollington, Disley and Poynton care community.

20.3.3 The pandemic has shown that community pharmacy has been resilient and adaptable. Being located in the heart of communities, many with high levels of deprivation, the pharmacies have been essential and valuable to patients, supporting patients in their own communities.

20.4 Improvements and better access: gaps in provision. A statement of the pharmaceutical services that the HWB has identified (if it has) as services that are not provided in the area of the HWB but which the HWB is satisfied-

(a) would, if they were provided (whether or not they were located in the area of the HWB), secure improvements, or better access to pharmaceutical services, or pharmaceutical services of a specific type, in its area,

(b) would, if in specified future circumstances they were provided (whether or not they were located in the area of the HWB), secure future improvements, or better access, to pharmaceutical services, or pharmaceutical services or a specified type, in its area.

20.4.1 The Cheshire East Five-Year plan and a Cheshire & Merseyside cross-sector strategy “Saving lives: Reducing the pressure” identified high blood pressure as a major issue affecting about a quarter of people, most of whom are undiagnosed or untreated. Current prevalence estimates produced by Public Health England indicate that there are believed to be 38,300 residents aged 16 and over with undiagnosed high blood pressure. There is a need to identify people with hypertension using a wide range of community settings, which will include community pharmacies. If case-finding improves, this could potentially increase the number of prescriptions requiring dispensing.

The Cheshire and Merseyside sub-region five year cross-sector strategy to tackle high blood pressure indicates pharmacies can play an important role in helping patients to manage long-term conditions such as cardiovascular disease and its associated risk factors e.g. high blood-pressure. The hypertension case finding service is commissioned in community pharmacy to offer checks for blood pressure, blood sugar and if necessary, signpost affected individuals into primary care for definitive management. This was commissioned as an advanced service in community pharmacy from the beginning of 2022.

20.4.2 Within the community pharmacy survey, pharmacies were asked about additional Public Health services they would consider providing. A total of 65 (83%) pharmacies would be willing to provide obesity management for adults and children and 61 (78%) would be interested in delivering NHS Health Checks.

20.5 Other NHS services. A statement of any NHS services provided or arranged by the HWB, NHS CB, a CCG, an NHS trust or an NHS foundation trust to which the HWB has had regard in its assessment, which affect-

(a) the need for pharmaceutical services, or pharmaceutical services of a specified type, in its area; or

(b) whether further provision of pharmaceutical services in its area would secure improvements, or better access to pharmaceutical services, or pharmaceutical services of a specific type in its area.

20.5.1 NHS Cheshire CCG commissions a urgent palliative care medicines service which have led to improvements in access to medicines that may be needed either in an emergency or for palliative care. The service is currently provided by 28 community pharmacies in Cheshire East.

20.5.2 The Pharmacy First Minor Ailments Service aims to support patients to recover quickly and successfully from episodes of ill health that are suitable for management in a community pharmacy setting. The service is currently provided by 65 community pharmacies in Cheshire East, 8 of which are 100 hour pharmacies.

20.5.3 Responses from the Community Pharmacy Survey indicate that, only small numbers of pharmacies within Cheshire East are unwilling to provide the existing Public Health services:

- Emergency hormonal contraception (EHC) - 3
- Quick Start Contraception - 11
- Chlamydia Testing - 17
- Chlamydia Treatment Services - 16
- Smoking cessation services: Smoke cessation counselling -15
- Nicotine Replacement Therapy Voucher dispensing - 14
- Varenicline PGD - 11
- Supervised consumption and needle exchange:
 - Needle and Syringe Exchange service - 17
 - Supervised Administration - 8

However, the willingness expressed within the survey responses is not reflected in the numbers of pharmacies currently contracted to provide these services. During the recommissioning through invitations to tender (ITT) process in 2016, the Local Authority made efforts to ensure that the provision reflected local need. In areas where need has been demonstrated but community pharmacies offering the service is low, other providers fill the provision gap e.g. EHC and chlamydia screening in young people is provided within other community settings under the current Sexual Health Services Contract, also GP Practices are prescribing EHC in the Bollington, Disley, Poynton Care Community.

20.6 An explanation of how the assessment has been carried out, in particular –

(a) how it has determined what are the localities in its area;

(b) how it has taken into account (where applicable)-

(i) the different needs of different localities in its area, and

(ii) the different needs of people in its area who share a protected characteristic; and

(c) a report on the consultation that it has undertaken.

20.6.1 Most of the analyses of the different needs of localities in the area have been based on the geography of Cheshire East's eight care communities, as illustrated in the map in section 20. Care communities bring together health and social care teams to deliver services that not only treat illness but promote wellness, self-care and behavioural change. Care communities include GPs, community nurse teams, mental health teams, social services,

Connecting Communities and others. By looking at the registered populations of Cheshire East GP practices, we have been able to allocate standard geographies such as Middle Super Output Areas (MSOAs) to these care communities, encompassing both town and rural communities in each cluster. This enables us to profile standard data sets such as Census data for them. An advantage of using this geography is that it better fits GP and community pharmacy patient flows. Another advantage is that care communities are starting to be used as standard geographies within Cheshire East's JSNA.

20.6.2 The Cheshire East JSNA and PNA also contain some town-level analyses, constructed from Middle Level Super Output Areas (MSOAs). Town-level analyses illustrate local variations between communities, which may be hidden by the larger care communities and offer a geography which is more recognisable to the majority of residents.

20.6.3 There are two GPs within the Borough that are aligned to neighbouring HWB areas. Bunbury Medical Practice links to NHS Cheshire CCG but geographically lies within Cheshire East. In Handforth there is a branch surgery of Cheadle Hulme Health Centre which links to Stockport CCG but geographically lies within Cheshire East. As such, these GPs have been considered in this PNA as their patient population may be residents of Cheshire East and therefore use pharmaceutical services within the Cheshire East boundary.

20.6.4 This Pharmaceutical Needs Assessment has taken into account the different needs of people in its area who share a protected characteristic. A description of these groups and the response of community pharmacies to these needs are described in section 16. Additionally, an equality impact assessment for the purpose of the PNA consultation has been completed alongside the development of this PNA.

20.6.5 Healthwatch Cheshire East engaged with members of the public between September and November 2021 regarding pharmacy services at a variety of community locations, such as community centres and local nature reserves. A total of 49 comments were received and this consultation has been considered in the PNA.

20.6.6 A public survey was carried out to seek the views of the local population about community pharmacy services. The survey was conducted during November and December 2021. A short online questionnaire was available on the council's website consultation pages and advertised in the internal staff newsletter. It was also promoted by NHS Cheshire CCG and Healthwatch. Paper copies of the survey were held in libraries across the borough and a customer service phone line was set up for people unable to access the survey online. A total of 514 responses were received. Specific findings on different aspects of pharmacy services from the 2021 public survey are included in the relevant section of the PNA. An overview of additional findings is also included in the appendix A.

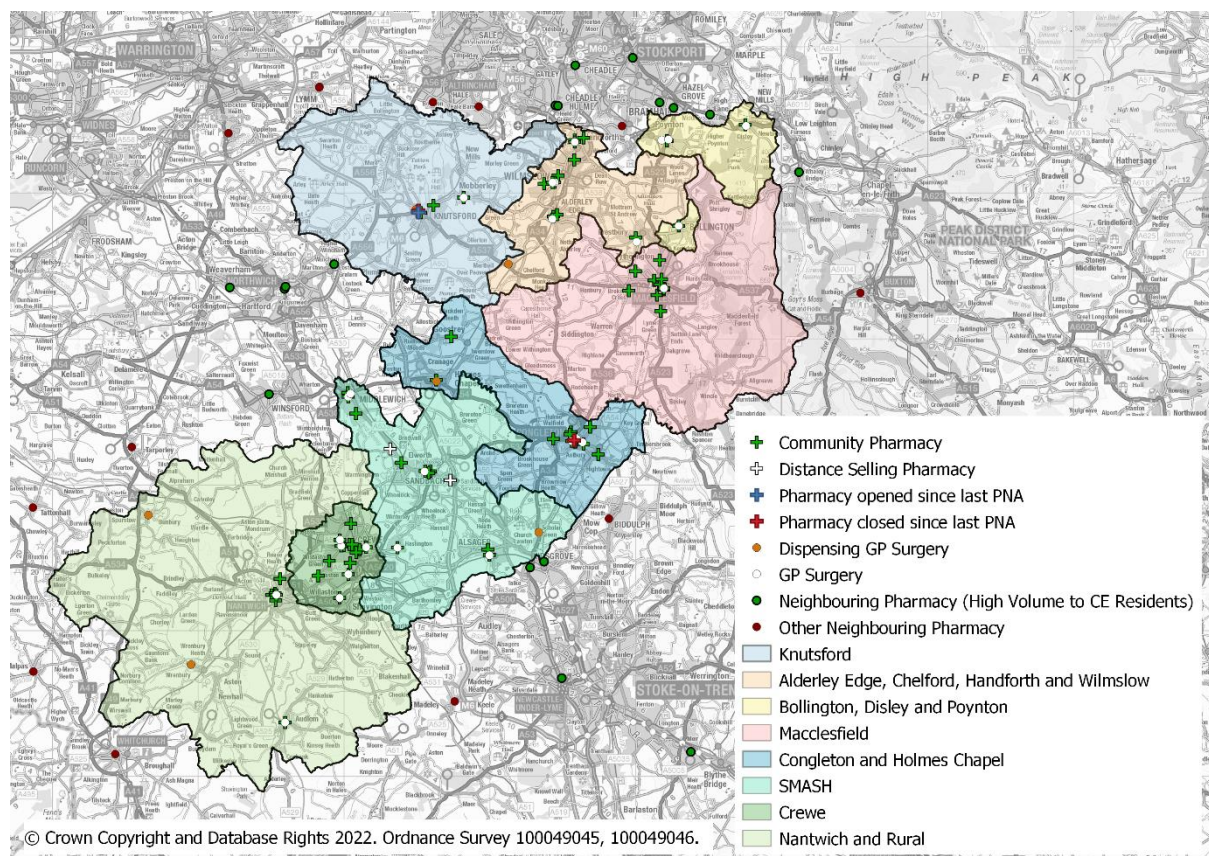
20.6.7 A community pharmacy survey was developed in conjunction with the other HWB areas in Cheshire and Merseyside. The questionnaire was based on previous questionnaires used for PNAs across Cheshire and Mersey. It was available electronically via PharmOutcomes. All 78 community pharmacies returned questionnaires, a 100% response rate. An overview of additional findings is also included in the appendix B.

21.0 Map of Premises at which Pharmaceutical Services are Provided

21.1 Paragraph 7 of Schedule 1 of the 2013 Regulations specifies that HWBs are required to include a map in their PNA identifying the premises at which pharmaceutical services are provided in the area of the HWB.

21.2 The map below shows the location of community pharmacies, dispensing practice premises and distance selling pharmacies within the Health & Wellbeing Board's area. The map also shows neighbouring pharmacies and neighbouring pharmacies with a high dispensing volume of prescriptions from Cheshire East residents. Cheshire East is a largely rural area and the pharmacies are generally situated in more densely populated towns. However, rural areas are supported by dispensing doctors and pharmacies in bordering local authorities.

Figure 8: Map Location of Care Communities, Community Pharmacies and GPs in Cheshire East



Appendix A The Public Survey

The survey was conducted during November and December 2021 via an online questionnaire. A total of 514 participants submitted a response.

Please note: percentages may not add up to 100% due to rounding.

1. In which Local Authority do you live?

Answer Choices	Participants	
Cheshire East	100%	514
	Answered	514

2. Why did you visit the pharmacy? (Please one box only)

Answer Choices	Responses*	
Responded:	99.61%	512
To collect Prescription for yourself	62.26%	320
To collect a prescription for some else	18.29%	94
To buy other medications I cannot buy elsewhere	4.86%	25
To get advice from the pharmacist	4.28%	22
Other (please specify)	9.92%	51
Did not respond:	0.39%	2
*Percentages have been calculated to reflect the number of responses in each category as a proportion of the total number of participants (n=514)		

3. When did you last use a pharmacy to get a prescription, buy medicines or to get advice? (Please tick one answer only)

Answer Choices	Responses*	
In the last week	32.49%	167
In the last two weeks	27.43%	141
In the last month	25.49%	131
In the last three months	6.61%	34
In the last six months	3.11%	16
Not in the last six months	4.86%	25
*Percentages have been calculated to reflect the number of responses in each category as a proportion of the total number of participants (n=514)		

4. How did you get to the pharmacy? (Please tick all that apply)

Answer Choices	Responses*	
Car	58.95%	303
Walking	42.22%	217
Public transport	1.56%	8
Bicycle	0.97%	5
Taxi	0.39%	2
Motorbike	0.19%	1
Mobility transport	0.00%	0
Other (please specify)	3.30%	17
*Percentages have been calculated to reflect the number of responses in each category as a proportion of the total number of participants (n=514). 553 answers were selected.		

5. Thinking about the location of the pharmacy, which of the following are the most important to you? (Please tick all that apply)

Answer Choices	Responses*	
It is close to my home	63.04%	324
It is close to my doctor's surgery	40.08%	206
It is easy to park nearby	40.08%	206
It is close to other shops I use	28.79%	148
It is close to /in my local supermarket	11.48%	59
it is close to where I work	3.70%	19
It is near to the bus stop/train station	2.92%	15
It is close to my children school/ nursery	0.97%	5
None of these	2.92%	15
Other (please specify)	5.25%	27
*Percentages have been calculated to reflect the number of responses in each category as a proportion of the total number of participants (n=514). 1,024 answers were selected.		

6. How easy is to get to your usual pharmacy? (Please tick one answer only)

Answer Choices	Responses*	
Very easy	64.59%	332
Quite easy	31.32%	161
Quite difficult	2.33%	12
Very difficult	1.75%	9
*Percentages have been calculated to reflect the number of responses in each category as a proportion of the total number of participants (n=514)		

7. If you have a condition that affects your mobility, are you able to park close enough to your pharmacy?

Answer Choices	Responses*	
Responded:	98.83%	508
Yes	26.07%	134
No	7.98%	41
Don't know	0.78%	4
Not applicable	64.01%	329
Did not respond:	1.17%	6
*Percentages have been calculated to reflect the number of responses in each category as a proportion of the total number of participants (n=514)		

8. Does your pharmacy deliver medication to your home if you are unable to collect it yourself?

Answer Choices	Responses*	
Responded:	99.03%	509
Yes	30.74%	158
No	11.48%	59
Don't know/I have never used this service	56.81%	292
Did not respond:	0.97%	5
*Percentages have been calculated to reflect the number of responses in each category as a proportion of the total number of participants (n=514)		

9. Can you remember a recent time when you had problems finding a pharmacy to get a medicine dispensed, to get advice or to buy medicines?

Answer Choices	Responses*	
Responded:	99.03%	509
Yes	19.07%	98
No (go to question 12)	79.96%	411
Did not respond:	0.97%	5
*Percentages have been calculated to reflect the number of responses in each category as a proportion of the total number of participants (n=514)		

10. If Yes, what was your main reason for going to the pharmacy? (Please tick one answer only)

Answer Choices	Responses*	
Responded:	22.76%	117
To get medicine on a prescription	18.87%	97
To buy medicine from a pharmacy	1.75%	9
To get advice at the pharmacy	0.78%	4
Other (Pls Specify)	1.36%	7
Did not respond:	77.26%	397
*Percentages have been calculated to reflect the number of responses in each category as a proportion of the total number of participants (n=514)		

11. Please tell us what was the problem in finding a pharmacy? (Text Comments)

Answer Choices	Responses*	
Responded:	19.26%	99
Closed/Lack of pharmacist	6.61%	34
Lack of Medicine	8.17%	42
Dissatisfaction/Poor Service	3.50%	18
Other	0.97%	5
Did not respond:	80.74%	415
*Percentages have been calculated to reflect the number of responses in each category as a proportion of the total number of participants (n=514)		

12. Are you satisfied with the opening hours of your pharmacy?

Answer Choices	Responses*	
Responded:	99.42%	511
Yes	74.90%	385
No (see below)	24.51%	126
Irregular closure	7.39%	38
Closed Saturday and Sunday	6.81%	35
Shortage of Pharmacist/Staff	6.42%	33
Extended opening /Closing hours	4.67%	24
Other	1.56%	8
Did not respond:	0.58%	3
*Percentages have been calculated to reflect the number of responses in each category as a proportion of the total number of participants (n=514).		

13. Were you satisfied with services received from your pharmacy during the pandemic?

Answer Choices	Responses*	
Responded:	99.03%	509
Yes	76.85%	395
No (see below)	22.18%	114
Unsatisfied with prescription/ dispensing service	7.20%	37
Long wait	5.84%	30
Unsatisfied with opening hours	4.47%	23
Unhappy with service from staff	2.72%	14
Unhappy with vaccination service	0.39%	2
Other	1.56%	8
Did not respond:	0.97%	5
*Percentages have been calculated to reflect the number of responses in each category as a proportion of the total number of participants (n=514).		

14. How many times recently have you needed to use your usual pharmacy (or the pharmacy closest to you) when it was closed?

Answer Choices	Responses*	
Responded:	94.55%	486
I haven't needed to use the pharmacy when it was closed (go to question 17)	60.31%	310
Once or twice	23.74%	122
Three or four times	6.81%	35
Five or more times	3.70%	19
Did not respond:	5.45%	28
*Percentages have been calculated to reflect the number of responses in each category as a proportion of the total number of participants (n=514)		

15. What day of the week was it?

Answer Choices	Responses*	
Responded:	35.99%	185
Monday to Friday	14.79%	76
Saturday	8.75%	45
Sunday	3.89%	20
Bank holiday	0.78%	4
Can't Remember	7.78%	40
Did not respond:	64.01%	329
**Percentages have been calculated to reflect the number		

of responses in each category as a proportion of the total number of participants (n=514)

16. What time of the day was it?

Answer Choices	Responses*	
Responded:	35.21%	181
Morning	11.48%	59
Lunchtime (between 12pm and 2pm)	4.28%	22
Afternoon	9.73%	50
Evening (after 7pm)	3.70%	19
Can't remember	6.03%	31
Did not respond:	64.79%	333
*Percentages have been calculated to reflect the number of responses in each category as a proportion of the total number of participants (n=514)		

17. What did you do when your pharmacy was closed?

Answer Choices	Responses*	
Responded	70.43%	362
Waited until the pharmacy was open	37.35%	192
Went to another pharmacy	20.43%	105
Called NHS 111	0.97%	5
Went to a walk-in centre	0.39%	2
Went to a hospital	0.00%	0
Other (please specify)	11.28%	57
Did not respond:	29.57%	152
*Percentages have been calculated to reflect the number of responses in each category as a proportion of the total number of participants (n=514)		

18. Did you get a prescription the last time you used a pharmacy?

Answer Choices	Responses*	
Responded:	95.14%	489
Yes	78.60%	404
No (Go to Q20)	15.95%	82
Can't remember (go to Q20)	0.58%	3
Did not respond:	4.86%	25
*Percentages have been calculated to reflect the number of responses in each category as a proportion of the total number of participants (n=514)		

19. Did the staff at the pharmacy tell you how long you would have to wait for your prescription to be prepared?

Answer Choices	Responses*	
Responded:	77.82%	400
Yes	45.14%	232
No, but I would have liked to have been told	11.09%	57
No, but I did not mind	16.93%	87
Can't remember	4.67%	24
Did not respond:	22.18%	114
*Percentages have been calculated to reflect the number of responses in each category as a proportion of the total number of participants (n=514)		

20. Was this a reasonable period of time?

Answer Choices	Responses*	
Responded:	89.30%	459
Yes	50.39%	259
No	15.95%	82
Not applicable	22.96%	118
Did not respond:	10.70%	55
*Percentages have been calculated to reflect the number of responses in each category as a proportion of the total number of participants (n=514)		

21. Did you get all the medicines that you needed on this occasion?

Answer Choices	Responses*	
Responded:	91.44%	470
Yes	69.29%	356
No	21.21%	109
Can't remember	0.97%	5
Did not respond:	8.56%	44
*Percentages have been calculated to reflect the number of responses in each category as a proportion of the total number of participants (n=514)		

22. What was the main reason for not getting all your medicines on this occasion? (Please tick one answer only)

Answer Choices	Responses*	
Responded:	22.37%	115
The pharmacy had run out of my medicine	11.67%	60
Pharmacy told me medicine was unavailable	4.47%	23
My prescription had not arrived at the pharmacy	1.75%	9
My GP have not prescribed something I wanted	0.58%	3
Some other reason	3.89%	20
Did not respond:	77.63%	399
*Percentages have been calculated to reflect the number of responses in each category as a proportion of the total number of participants (n=514)		

23. How long did you have to wait to get the rest of your medicines?

Answer Choices	Responses*	
Responded:	22.56%	116
Later the same day	2.72%	14
The next day	3.70%	19
Two to seven days	11.09%	57
More than a week	2.53%	13
Never got it	2.53%	13
Did not respond:	77.43%	398
*Percentages have been calculated to reflect the number of responses in each category as a proportion of the total number of participants (n=514)		

24. If you have needed to use a hospital pharmacy (e.g. as an outpatient or on discharge following a stay in hospital), would you like to have the option to have the prescription dispensed at your local pharmacy?

Answer Choices	Responses*	
Responded:	93.39%	480
Yes	48.83%	251
No	12.65%	65
I have never used a hospital pharmacy	31.91%	164
Did not respond:	6.61%	34
*Percentages have been calculated to reflect the number of responses in each category as a proportion of the total number of participants (n=514)		

25. Have you had a consultation with the pharmacist recently for any health-related purpose?

Answer Choices	Responses*	
Responded:	94.75%	487
Yes	28.21%	145
No (Go to Q29)	64.98%	334
Can't Remember (Go to Q29)	1.56%	8
Did not respond:	5.25%	27
**Percentages have been calculated to reflect the number of responses in each category as a proportion of the total number of participants (n=514)		

26. What advice were you given during your consultation? (Please tick all that apply)

Answer Choices	Responses*	
Responded:	34.05%	175
Advice about a minor ailment	13.42%	69
Medicine advice	10.31%	53
Referred to other services	2.33%	12
Blood pressure monitoring	1.36%	7
Lifestyle advice (E.g. stop smoking, diet and nutrition, physical activities)	0.39%	2
Emergency contraception advice	0.39%	2
Other (please specify)	5.84%	30
Did not respond:	65.95%	339
*Percentages have been calculated to reflect the number of responses in each category as a proportion of the total number of participants (n=514)		

27. Where did you have your consultation with the pharmacist? (Please tick one answer only)

Answer Choices	Responses*	
Responded:	28.99%	149
At a pharmacy counter	13.04%	67
In a separate room	10.89%	56
In the dispensary or a quiet part of the shop	2.53%	13
Over the telephone (Go to Q29)	1.95%	10
Other (please specify)	0.58%	3
Did not respond:	71.01%	365
*Percentages have been calculated to reflect the number of responses in each category as a proportion of the total number of participants (n=514)		

28. How do you rate the level of privacy you have in the consultation with the pharmacist?

Answer Choices	Responses*	
Responded:	29.96%	154
Excellent	8.17%	42
Very good	7.20%	37
Good	5.45%	28
Fair	4.67%	24
Poor	3.31%	17
Very poor	1.17%	6
Did not respond:	70.04%	360
*Percentages have been calculated to reflect the number of responses in each category as a proportion of the total number of participants (n=514)		

29. Please tell us how you would describe your feelings about pharmacies

Answer Choices	Responses*	
Respondents:	93.97%	483
I am satisfied with the range of services pharmacies provide	56.42%	290
I wish pharmacies could provide more services for me	30.93%	159
I don't know	6.61%	34
Did not respond:	6.03%	31
*Percentages have been calculated to reflect the number of responses in each category as a proportion of the total number of participants (n=514)		

30. Which if any of the services below do you think should be available locally through pharmacies? (Please tick one box in each row)

Answer Choice	No	Not Sure	Yes	Total	% Answered	Did not respond:	% Did not respond:	Grand Total
Advice and treatment for alcohol misuse	162	103	183	448	87.16%	66	12.84%	514
Advice and treatment for drug misuse	155	110	179	444	86.38%	70	13.62%	514
Advice on contraception and the supply of the "morning after pill" free of charge	64	58	333	455	88.52%	59	11.48%	514
Advice on stopping smoking and/or treatment	63	64	328	455	88.52%	59	11.48%	514
Other immunisations	29	30	405	464	90.27%	50	9.73%	514
Provision of the "Flu" vaccinations	20	14	438	472	91.83%	42	8.17%	514
Review of new medicines with advice on when it is best to take them, what they are for and side effects	59	31	375	465	90.47%	49	9.53%	514
Screening for other conditions	97	78	289	464	90.27%	50	9.73%	514
To get treatment of a minor illness such as a cold instead of my doctor (free of charge if you	29	27	420	476	92.61%	38	7.39%	514
Weight management services and advice on diet/exercise for weight management	90	90	277	457	88.91%	57	11.09%	514

31. Is there anything you particularly value as a service from pharmacies? (Text Comments)

Answer Choice	Responses*	
Responded:	48.05%	247
Knowledgeable staff	12.65%	65
Product availability	10.70%	55
Friendly staff	10.51%	54
Online prescription/ delivery/ pickup	4.86%	25
No	4.47%	23
Opening hours	0.97%	5
Other	4.67%	28

Did not respond:	51.95%	267
*Percentages have been calculated to reflect the number of responses in each category as a proportion of the total number of participants (n=514)		

32. Is there anything else, or any additional service that you feel could be provided by local pharmacies? (Text Comments)

Answer Choices	Responses*	
Responded	13.23%	68
Advice services	2.33%	12
Diagnose and prescribe for minor ailments	3.11%	16
Change of opening hours	1.56%	8
Health checks	4.47%	23
COVID vaccination	1.17%	6
Counselling/Mental health services	0.58%	3
Deliver medication	1.36%	7
Did Not Respond	86.77%	446
*Percentages have been calculated to reflect the number of responses in each category as a proportion of the total number of participants (n=514)		

33. Please tell us your postcode

Answer Choices	Responses*	
Responded:	88.13%	453
Provided postcodes	88.13%	453
Did not respond:	11.87%	61
*Percentages have been calculated to reflect the number of responses in each category as a proportion of the total number of participants (n=514)		

34. Are you?

Answer Choices	Responses*	
Responded:	92.80%	477
Male	33.27%	171
Female	57.98%	298
Prefer not to say	1.17%	6
Prefer to self-define (Please specify)	0.39%	2
Did not respond:	7.20%	37
*Percentages have been calculated to reflect the number of responses in each category as a proportion of the total number of participants (n=514)		

35. How old are you?

Answer Choices	Responses*	
Responded:	93.19%	479
16-24 years	0.19%	1
25-34 years	2.33%	12
35-44 years	10.31%	53
45-54 years	17.70%	91
55-64 years	22.96%	118
65-74 years	22.96%	118
75 years or over	13.81%	71
Prefer not to say	2.92%	15
Did not respond:	6.81%	35
*Percentages have been calculated to reflect the number of responses in each category as a proportion of the total number of participants (n=514)		

36. Are you disabled*? *Disability is defined in the Equality Act 2010 as 'a physical or mental impairment that has a substantial and long-term (12 months or more) adverse effect on your ability to carry out normal day-to-day activities'.

Answer Choices	Responses*	
Responded:	92.61%	476
Yes	13.81%	71
No	75.50%	388
Prefer not to say	3.31%	17
Did not respond:	7.40%	38
*Percentages have been calculated to reflect the number of responses in each category as a proportion of the total number of participants (n=514)		

37. If yes, is your disability related to: (please tick all that apply)

Answer Choices	Responses*	
Responded:	24.71%	127
Physical	8.37%	43
Long term illness	6.23%	32
Deaf/hard of hearing	2.72%	14
Mental health	2.33%	12
Visual	0.78%	4
Learning	0.58%	3
Other (please specify)	1.75%	9
Prefer not to say	1.95%	10
Did not respond:	75.29%	387
*Percentages have been calculated to reflect the number of responses in each category as a proportion of the total number of participants (n=514)		

38. Ethnicity: Do you identify yourself as:

Answer Choices	Responses*	
Responded:	90.86%	467
Asian - Indian	0.39%	2
Black - African	0.19%	1
Black - Other Background	0.19%	1
Mixed Ethnic Background - Asian & White	0.58%	3
Mixed Ethnic Background - Caribbean & White	0.19%	1
Mixed Ethnic Background - Other	0.19%	1
White - British	51.95%	267
White - English	32.49%	167
White - Irish	0.39%	2
White - Other	1.75%	9
White - Scottish	0.58%	3
White - Welsh	1.95%	10
Did not respond:	9.14%	47
*Percentages have been calculated to reflect the number of responses in each category as a proportion of the total number of participants (n=514)		

39. Do you have a religion or belief?

Answer Choices	Responses*	
Responded:	85.21%	438
Yes	42.02%	216
No	35.60%	183
Prefer not to say	7.59%	39
Did not respond:	14.79%	76
*Percentages have been calculated to reflect the number of responses in each category as a proportion of the total number of participants (n=514)		

40. If "Yes" please tick one of the options below:

Answer Choices	Responses*	
Responded:	43.00%	221
Christian	40.08%	206
Buddhist	0.39%	2
Hindu	0.19%	1
Muslim	0.19%	1
Other (please specify)	2.14%	11
Did not respond:	57.00%	293
*Percentages have been calculated to reflect the number of responses in each category as a proportion of the total number of participants (n=514)		

41. How would you describe your sexual orientation?

Answer Choices	Responses*	
Responded:	85.80%	441
Heterosexual or Straight	78.02%	401
Gay or Lesbian	0.97%	5
Bisexual	0.39%	2
Other	0.19%	1
Prefer not to say	6.23%	32
Did not respond:	14.20%	73
*Percentages have been calculated to reflect the number of responses in each category as a proportion of the total number of participants (n=514)		

42. Do you live in the gender you were given at birth?

Answer Choices	Responses*	
Responded:	86.19%	443
Yes	82.88%	426
No	0.19%	1
Prefer not to say	3.11%	16
Did not respond:	13.81%	71
*Percentages have been calculated to reflect the number of responses in each category as a proportion of the total number of participants (n=514)		

Demographics of Participants

Age

Table 1 below shows the age profile of those who completed the public survey compared to the current estimated population of Cheshire East. This shows that the younger age bands, 16-24, 25-34 and 35-44 are underrepresented within the survey. For the age band 45-54 the proportion is representative. The 55-64 and 65-75 age bands are over representative, whereas the oldest age band (75 and over) is representative. This might be due to the relationship between age and pharmacy need.

Table 1: Age Profile of survey participants and Cheshire East Estimated Population 2020

Age Band	Survey Respondents	Percentage of Respondents	Cheshire East Population and Over 16	Percentage of population 16 and over
16-24	1	0.19%	31,705	10%
25-34	12	2.33%	39,906	13%
35-44	53	10.31%	44,485	14%
45-54	91	17.70%	56,859	18%

55-64	118	22.96%	55,025	17%
65-74	118	22.96%	46,891	15%
75 years or over	71	13.81%	42,257	13%
Prefer not to say	15	2.92%		
Unknown	35	6.81%		
Total	514	100%	317,128	

Data Source: ONS Population Mid-2020 MSOA SYOA

Gender

Table 2 below shows that males are slightly underrepresented in the public survey compared to the national breakdown.

Table 2: Gender Profile of survey Participants and Cheshire East residents in 2020

Sex	Survey Participants	Percentage of Participants	Percentage of Population
Male	171	33.27%	48.96%
Female	298	57.98%	51.04%
Prefer not to say	6	1.17%	
Prefer not to self-define	3	0.58%	
Unknown	36	7.00%	
Total	514	100%	

Response rate by Care Community

Table 3: Response rates by Care Communities compared to Cheshire East Estimated Population 2020

Care Community	Survey Participants	Percentage of Participants	Cheshire East population 16 and over	Percentage of population
Alderley Edge, Chelford, Handforth, Wilmslow	30	5.84%	37,197	11.73%
Macclesfield	78	15.18%	50,783	16.01%
Bollington, Disley, Poynton	24	4.67%	22,155	6.99%
Knutsford	16	3.11%	20,607	6.50%
Congleton, Holmes Chapel	109	21.21%	33,014	10.41%
Nantwich and Rural	37	7.20%	32,741	10.32%
Crewe	54	10.51%	64,023	20.19%
SMASH	72	14.01%	56,608	17.85%
Unknown	94	18.29%		
Cheshire East	514	100%	317,128	

When specific groups are over or underrepresented this causes selection bias and any inferences of the results in terms of the general population need to be done with caution. However, the qualitative insights the survey provides are still important.

The percentages were derived by dividing the question response by the total number of the participants in the survey (514).

Appendix B Care Community Profiles

ALDERLEY EDGE, CHELFORD, HANDFORTH, WILMSLOW

Pharmacy Opening Hours:

	Mon	Tue	Wed	Thur	Fri	Sat	Sun	100 Hrs
Well Pharmacy, 110 Wilmslow Road, Handforth, Wilmslow, SK9 3ES	09:00- 18:30	09:00- 18:30	09:00- 18:30	09:00- 18:30	09:00- 18:30	09:00- 13:00		No
Lloyds Pharmacy, Unit 2, Summerfield Village Ctr, Dean Row Road, Wilmslow, SK9 2TA	09:00- 18:00	09:00- 18:00	09:00- 18:00	09:00- 18:00	09:00- 18:00			No
Boots Pharmacy, 24-26 Grove Street, Wilmslow, SK9 1DY	09:00- 17:30	09:00- 17:30	09:00- 17:30	09:00- 17:30	09:00- 17:30	09:00- 17:30	11:00- 16:00	No
Well Pharmacy, 1 Lindow Parade, Chapel Lane, Wilmslow, SK9 5JL	09:00- 18:00	09:00- 18:00	09:00- 18:00	09:00- 18:00	09:00- 18:00			No
The Village Pharmacy, Unicorn House, Prestbury, Macclesfield, SK10 4DG	09:00- 17:30	09:00- 17:30	09:00- 17:30	09:00- 17:30	09:00- 17:30	09:00- 13:00		No
Well Pharmacy, Kenmore Medical Centre, 60-62 Alderley Road, Wilmslow, SK9 1PA	08:30- 18:30	08:30- 18:30	08:30- 18:30	08:30- 18:30	08:30- 18:30			No
Tesco Pharmacy, Kiln Croft Lane, Handforth, Wilmslow, SK9 3PA	09:00- 21:00	09:00- 21:00	09:00- 21:00	09:00- 21:00	09:00- 21:00	09:00- 21:00	10:00- 16:00	No
Well Pharmacy, Wilmslow Health Centre, Chapel Lane, Wilmslow, SK9 5HX	08:30- 18:30	08:30- 18:30	08:30- 18:30	08:30- 18:30	08:30- 18:30	09:00- 12:00		No

Cedrics Chemist, 20 London Road, Alderley Edge, SK9 7JS	09:00- 17:30	09:00- 17:30	09:00- 17:30	09:00- 17:30	09:00- 17:30	09:00- 13:00, 14:00- 17:00		No
Well Pharmacy, Handforth Health Centre, Wilmslow Road, Handforth, SK9 3HL	08:30- 18:00	08:30- 18:00	08:30- 18:00	08:30- 18:00	08:30- 18:00			No
Cedrics Chemist, Festival Hall, Talbot Road, Alderley Edge, SK9 7HR	09:00- 17:30	09:00- 17:30	09:00- 17:30	09:00- 17:30	09:00- 17:30	09:00- 14:00		No

Data Source: NHS England

Alderley Edge, Chelford, Handforth, Wilmslow

Public Health Commissioned Services as of January 2022

Pharmacy	SC	NE	SS	EHC	QS	CH
Boots Pharmacy, 24-26 Grove Street, Wilmslow, SK9 1DY				Yes	Yes	Yes
Cedrics Chemist, 20 London Road, Alderley Edge, SK9 7JS						Yes
Cedrics Chemist, Festival Hall, Talbot Road, Alderley Edge, SK9 7HR						
Lloyds Pharmacy, Unit 2, Summerfield Village Ctr, Dean Row Road, Wilmslow, SK9 2TA	Yes	Yes				
Tesco Pharmacy, Kiln Croft Lane, Handforth, Wilmslow, SK9 3PA						
The Village Pharmacy, Unicorn House, Prestbury, Macclesfield, SK10 4DG				Yes	Yes	
Well Pharmacy, Wilmslow Health Centre, Chapel Lane, Wilmslow, SK9 5HX				Yes	Yes	
Well Pharmacy, 110 Wilmslow Road, Handforth, Wilmslow, SK9 3ES			Yes	Yes	Yes	
Well Pharmacy, Handforth Health Centre, Wilmslow Road, Handforth, SK9 3HL			Yes	Yes		
Well Pharmacy, Kenmore Medical Centre, 60-62 Alderley Road, Wilmslow, SK9 1PA				Yes	Yes	
Well Pharmacy, 1 Lindow Parade, Chapel Lane, Wilmslow, SK9 5JL						
SC = Supervised Consumption; NE = Needle Exchange; SS = Stop Smoking services; EHC = Emergency Hormonal Contraception; QS = Quick Start Contraception; CH = Chlamydia Screening - Postal Kit						

Data Source: Public Health Commissioners

Alderley Edge, Chelford, Handforth, Wilmslow

Advanced Services from pharmacy survey with addresses as of September 2021

Pharmacy	Dispense Appliances	New Med	AUR	SAC
Boots Pharmacy, 24-26 Grove Street, Wilmslow, SK9 1DY	All Types	Yes		
Cedrics Chemist, 20 London Road, Alderley Edge, SK9 7JS	All Types	Yes		
Cedrics Chemist, Festival Hall, Talbot Road, Alderley Edge, SK9 7HR	All Types	Yes		
Lloyds Pharmacy, Unit 2, Summerfield Village Ctr, Dean Row Road, Wilmslow, SK9 2TA	All Types	Yes		
Tesco Pharmacy, Kiln Croft Lane, Handforth, Wilmslow, SK9 3PA	All Types	Yes	Soon	
The Village Pharmacy, Unicorn House, Prestbury, Macclesfield, SK10 4DG	All Types	Yes		
Well Pharmacy, Wilmslow Health Centre, Chapel Lane, Wilmslow, SK9 5HX	None	Yes	Yes	
Well Pharmacy, 110 Wilmslow Road, Handforth, Wilmslow, SK9 3ES	Incontinence appliances; Dressings	Yes		
Well Pharmacy, Handforth Health Centre, Wilmslow Road, Handforth, SK9 3HL	Incontinence appliances; Dressings	Yes		
Well Pharmacy, Kenmore Medical Centre, 60-62 Alderley Road, Wilmslow, SK9 1PA	Incontinence appliances; Dressings	Yes		
Well Pharmacy, 1 Lindow Parade, Chapel Lane, Wilmslow, SK9 5JL	Incontinence appliances; Dressings	Yes		
New Med = New Medicines Service; AUR = Appliance Use Review; SAC = Stoma Appliance Customisation				

Data Source: Pharmacy Survey 2021

Alderley Edge, Chelford, Handforth, Wilmslow

Accessibility from pharmacy survey with addresses as of September 2021

Pharmacy	DP	WA	WA All	AD / B	HL	LPL	CA	CAWA	T	TWA
Boots Pharmacy, 24-26 Grove Street, Wilmslow, SK9 1DY	Yes	Yes	Yes	Yes	Yes		Yes	Yes		
Cedrics Chemist, 20 London Road, Alderley Edge, SK9 7JS	Yes			Yes		Yes	Yes			
Cedrics Chemist, Festival Hall, Talbot Road, Alderley Edge, SK9 7HR	Yes	Yes	Yes			Yes	Yes	Yes		
Lloyds Pharmacy, Unit 2, Summerfield Village Ctr, Dean Row Road, Wilmslow, SK9 2TA	Yes	Yes	Yes	Yes	Yes		Yes	Yes		
Tesco Pharmacy, Kiln Croft Lane, Handforth, Wilmslow, SK9 3PA	Yes	Yes	Yes	Yes	Yes	Yes	Yes	Yes		Yes
The Village Pharmacy, Unicorn House, Prestbury, Macclesfield, SK10 4DG	Yes	Yes	Yes			Yes	Yes	Yes	Yes	Yes
Well Pharmacy, Wilmslow Health Centre, Chapel Lane, Wilmslow, SK9 5HX	Yes			Yes	Yes		Yes			
Well Pharmacy, 110 Wilmslow Road, Handforth, Wilmslow, SK9 3ES	Yes	Yes	Yes		Yes	Yes	Yes	Yes		
Well Pharmacy, Handforth Health Centre, Wilmslow Road, Handforth, SK9 3HL	Yes	Yes	Yes		Yes	Yes	Yes	Yes		
Well Pharmacy, Kenmore Medical Centre, 60-62 Alderley Road, Wilmslow, SK9 1PA	Yes	Yes	Yes		Yes	Yes	Yes	Yes		
Well Pharmacy, 1 Lindow Parade, Chapel Lane, Wilmslow, SK9 5JL		Yes	Yes	Yes	Yes	Yes	Yes	Yes		

DP = Designated Disabled Parking; WA = Entrance suitable for unaided wheelchair; WA all = all areas accessible by wheelchair; AD/B = Automatic door or bell at front door; HL = Hearing Loop; LPL = Large Print Labels or Leaflets; CA = Consultation area; CAWA = Consultation area accessible by wheelchair; T = access to toilet during consultation; TWA = toilet facilities accessible by wheelchair users

Data Source: Pharmacy Survey 2021

Alderley Edge, Chelford, Handforth, Wilmslow

General Practices as of October 2021

GP Practice Code	GP Name and Postcode	Dispensing Practice
N81002	KENMORE MEDICAL CENTRE, SK9 1PA	No
N81033	ALDERLEY EDGE MEDICAL CENTRE, SK9 7EP	No
N81069	CHELFORD SURGERY, SK11 9BS	Yes
N81070	HANDFORTH HEALTH CENTRE, SK9 3HL	No
N81086	WILMSLOW HEALTH CENTRE, SK9 5HX	No
N81033001	Alderley Edge Medical Centre: Prestbury Surgery, SK10 4BW	No

Data Source: NHSEI

BOLLINGTON, DISLEY, POYNTON

Pharmacy Opening Hours:

	Mon	Tue	Wed	Thur	Fri	Sat	Sun	100 Hrs
Well Pharmacy, 11 Fountain Square, Disley, Stockport, SK12 2AB	09:00-18:00	09:00-18:00	09:00-18:00	09:00-18:00	09:00-18:00			No
Rowlands Pharmacy, The Waterhouse, Wellington Road, Bollington, SK10 5JH	09:00-13:20, 13:40-18:00	09:00-13:20, 13:40-18:00	09:00-13:20, 13:40-18:00	09:00-13:20, 13:40-18:00	09:00-13:20, 13:40-18:00			No
Well Pharmacy, 4 Park Lane, Poynton, Stockport, SK12 1RE	08:30-18:30	08:30-18:30	08:30-18:30	08:30-18:30	08:30-18:30	09:00-13:00		No
Rowlands Pharmacy, 67 Park Lane, Poynton, SK12 1RD	09:00-13:00, 13:20-17:30	09:00-13:00, 13:20-17:30	09:00-13:00, 13:20-17:30	09:00-13:00, 13:20-17:30	09:00-13:00, 13:20-17:30			No

Data Source: NHS England

Bollington, Disley, Poynton

Public Health Commissioned Services as of January 2022

Pharmacy	SC	NE	SS	EHC	QS	CH
Rowlands Pharmacy, 67 Park Lane, Poynton, SK12 1RD				Yes	Yes	Yes
Rowlands Pharmacy, The Waterhouse, Wellington Road, Bollington, SK10 5JH				Yes	Yes	Yes
Well Pharmacy, 11 Fountain Square, Disley, Stockport, SK12 2AB						
Well Pharmacy, 4 Park Lane, Poynton, Stockport, SK12 1RE						
SC = Supervised Consumption; NE = Needle Exchange; SS = Stop Smoking services; EHC = Emergency Hormonal Contraception; QS = Quick Start Contraception; CH = Chlamydia Screening - Postal Kit						

Data Source: Public Health Commissioners

Bollington, Disley, Poynton

Advanced Services from pharmacy survey with addresses as of September 2021

Pharmacy	Dispense Appliances	New Med	AUR	SAC
Rowlands Pharmacy, 67 Park Lane, Poynton, SK12 1RD	Stoma appliances; Dressings	Yes		
Rowlands Pharmacy, The Waterhouse, Wellington Road, Bollington, SK10 5JH	Dressings	Yes		
Well Pharmacy, 11 Fountain Square, Disley, Stockport, SK12 2AB	All Types	Yes		
Well Pharmacy, 4 Park Lane, Poynton, Stockport, SK12 1RE	Incontinence appliances; Dressings	Yes		
New Med = New Medicines Service; AUR = Appliance Use Review; SAC = Stoma Appliance Customisation				

Data Source: Pharmacy Survey 2021

Bollington, Disley, Poynton

Accessibility from pharmacy survey with addresses as of September 2021

Pharmacy	DP	WA	WA All	AD / B	HL	LPL	CA	CAWA	T	TWA
Rowlands Pharmacy, 67 Park Lane, Poynton, SK12 1RD		Yes	Yes		Yes	Yes	Yes	Yes		
Rowlands Pharmacy, The Waterhouse, Wellington Road, Bollington, SK10 5JH	Yes	Yes	Yes	Yes	Yes	Yes	Yes	Yes		
Well Pharmacy, 11 Fountain Square, Disley, Stockport, SK12 2AB				Yes	Yes	Yes	Yes	Yes		
Well Pharmacy, 4 Park Lane, Poynton, Stockport, SK12 1RE	Yes	Yes	Yes	Yes	Yes	Yes	Yes	Yes		
DP = Designated Disabled Parking; WA = Entrance suitable for unaided wheelchair; WA all = all areas accessible by wheelchair; AD/B = Automatic door or bell at front door; HL = Hearing Loop; LPL = Large Print Labels or Leaflets; CA = Consultation area; CAWA = Consultation area accessible by wheelchair; T = access to toilet during consultation; TWA = toilet facilities accessible by wheelchair users										

Data Source: Pharmacy Survey 2021

Bollington, Disley, Poynton

General Practices as of October 2021

GP Practice Code	GP Name and Postcode	Dispensing Practice
N81022	MIDDLEWOOD PARTNERSHIP, SK10 5JH	No
N81022001	Middlewood Partnership: McIlvride Medical Practice, SK12 1EU	No
N81022002	Middlewood Partnership: Priorslegh Medical Practice, SK12 1GP	No
N81022003	Middlewood Partnership: Schoolhouse Surgery, SK12 2BB	No

Data Source: NHSEI

CONGLETON, HOLMES CHAPEL

Pharmacy Opening Hours:

	Mon	Tue	Wed	Thur	Friday	Sat	Sun	100 Hrs
Boots Pharmacy, 14-16 Bridge Street, Congleton, CW12 1AY	09:00- 17:30	09:00- 17:30	09:00- 17:30	09:00- 17:30	09:00- 17:30	09:00- 17:30		No
Salus Pharmacy, 62b Havannah Street, Buglawton, Congleton, CW12 2AT	09:00- 18:00	09:00- 18:00	09:00- 18:00	09:00- 18:00	09:00- 18:00	09:00- 13:00		No
Boots Pharmacy, Unit E Retail Park, Barn Road, Congleton, CW12 1LJ	08:00- 23:59	08:00- 23:59	08:00- 23:59	08:00- 23:59	08:00- 23:59	08:00- 22:00	10:00- 16:00	Yes
Lloyds Pharmacy, 41a West Street, Congleton, CW12 1JN	08:30- 18:15	08:30- 18:15	08:30- 18:15	08:30- 18:15	08:30- 18:15	09:00- 13:00		No
Well Pharmacy, 1 Park Lane, Congleton, CW12 3DN	08:45- 18:30	08:45- 18:30	08:45- 18:30	08:45- 18:30	08:45- 18:30			No
Superdrug Pharmacy, 39-41 High Street, Congleton, CW12 1AU	09:00- 17:30	09:00- 17:30	09:00- 17:30	09:00- 17:30	09:00- 17:30	09:00- 17:30		No
Mossley Pharmacy, 18 Biddulph Road, Mossley, Congleton, CW12 3LG	09:00- 13:00, 14:00- 18:00	09:00- 13:00, 14:00- 18:00	09:00- 13:00, 14:00- 18:00	09:00- 13:00, 14:00- 18:00	09:00- 13:00, 14:00- 18:00			No
Lloyds Pharmacy, Holmes Chapel Health Centre, 39- 41 London Road, Holmes Chapel, CW4 7AP	08:30- 19:00	08:30- 19:00	08:30- 19:00	08:30- 19:00	08:30- 19:00	08:30- 17:00		No
West Heath Pharmacy, Unit 3, West Heath Shopping Pct.,	09:00- 17:30	09:00- 17:30	09:00- 17:30	09:00- 17:30	09:00- 17:30	09:00- 13:00		No

Holmes Chapel Road, Congleton, CW12 4NB								
Tesco Pharmacy, Barn Road, Congleton, CW12 1LR	06:30- 22:30	06:30- 22:30	06:30- 22:30	06:30- 22:30	06:30- 22:30	08:00- 22:00	10:00- 16:00	Yes
Goostrey Pharmacy, No 3 Cheshire House, 164 Main Road, Goostrey, CW4 8JP	09:00- 17:30	09:00- 17:30	09:00- 17:30	09:00- 17:30	09:00- 17:30			No
Day Lewis Pharmacy, 29-31 West Street, Congleton, CW12 1JP	08:00- 18:30	08:00- 18:30	08:00- 20:00	08:00- 20:00	08:00- 18:30			No

Data Source: NHS England

Congleton, Holmes Chapel

Public Health Commissioned Services as of January 2022

Pharmacy	SC	NE	SS	EHC	QS	CH
Boots Pharmacy, 14-16 Bridge Street, Congleton, CW12 1AY				Yes	Yes	Yes
Boots Pharmacy, Unit E Retail Park, Barn Road, Congleton, CW12 1LJ				Yes	Yes	Yes
Goostrey Pharmacy, 164 Main Road, Goostrey, CW4 8JP				Yes	Yes	Yes
Day Lewis Pharmacy, 29-31 West Street, Congleton, CW12 1JP				Yes	Yes	
West Heath Pharmacy, Unit 3, West Heath Shopping Pct., Holmes Chapel Road, Congleton, CW12 4NB				Yes		
Lloyds Pharmacy, Holmes Chapel Health Centre, 39-41 London Road, Holmes Chapel, CW4 7AP						
Lloyds Pharmacy, 41a West Street, Congleton, CW12 1JN	Yes					
Mossley Pharmacy, 18 Biddulph Road, Mossley, Congleton, CW12 3LG						
Salus Pharmacy, 62b Havannah Street, Buglawton, Congleton, CW12 2AT		Yes				
Superdrug Pharmacy, 39-41 High Street, Congleton, CW12 1AU	Yes			Yes		
Tesco Pharmacy, Barn Road, Congleton, CW12 1LR				Yes	Yes	Yes
Well Pharmacy, 1 Park Lane, Congleton, CW12 3DN	Yes	Yes		Yes	Yes	
SC = Supervised Consumption; NE = Needle Exchange; SS = Stop Smoking services; EHC = Emergency Hormonal Contraception; QS = Quick Start Contraception; CH = Chlamydia Screening - Postal Kit						

Data Source: Public Health Commissioners

Congleton, Holmes Chapel

Advanced Services from pharmacy survey with addresses as of September 2021

Pharmacy	Dispense Appliances	New Med	AUR	SAC
Boots Pharmacy, 14-16 Bridge Street, Congleton, CW12 1AY	None	Yes		
Boots Pharmacy, Unit E Retail Park, Barn Road, Congleton, CW12 1LJ	All Types	Yes		
Goostrey Pharmacy, 164 Main Road, Goostrey, CW4 8JP	All Types	Yes	Soon	Soon
Day Lewis Pharmacy, 29-31 West Street, Congleton, CW12 1JP	All Types	Yes		
West Heath Pharmacy, Unit 3, West Heath Shopping Pct., Holmes Chapel Road, Congleton, CW12 4NB	All Types	Yes		
Lloyds Pharmacy, Holmes Chapel Health Centre, 39-41 London Road, Holmes Chapel, CW4 7AP	Dressings	Yes		
Lloyds Pharmacy, 41a West Street, Congleton, CW12 1JN	None	Yes		
Mossley Pharmacy, 18 Biddulph Road, Mossley, Congleton, CW12 3LG	All Types	Yes		
Salus Pharmacy, 62b Havannah Street, Buglawton, Congleton, CW12 2AT	Dressings	Yes		
Superdrug Pharmacy, 39-41 High Street, Congleton, CW12 1AU	Dressings	Yes		
Tesco Pharmacy, Barn Road, Congleton, CW12 1LR	None	Yes		
Well Pharmacy, 1 Park Lane, Congleton, CW12 3DN	Incontinence appliances;Dressings	Yes		
New Med = New Medicines Service; AUR = Appliance Use Review; SAC = Stoma Appliance Customisation				

Data Source: Pharmacy Survey 2021

Congleton, Holmes Chapel

Accessibility from pharmacy survey with addresses as of September 2021

Pharmacy	DP	WA	WA All	AD / B	HL	LPL	CA	CAWA	T	TWA
Boots Pharmacy, 14-16 Bridge Street, Congleton, CW12 1AY		Yes	Yes	Yes	Yes	Yes	Yes	Yes		
Boots Pharmacy, Unit E Retail Park, Barn Road, Congleton, CW12 1LJ	Yes	Yes	Yes	Yes	Yes		Yes	Yes		
Goostrey Pharmacy, 164 Main Road, Goostrey, CW4 8JP						Yes	Yes		Yes	
Day Lewis Pharmacy, 29-31 West Street, Congleton, CW12 1JP		Yes	Yes			Yes	Yes	Yes	Yes	Yes
West Heath Pharmacy, Unit 3, West Heath Shopping Pct., Holmes Chapel Road, Congleton, CW12 4NB	Yes	Yes	Yes			Yes	Yes	Yes		
Lloyds Pharmacy, Holmes Chapel Health Centre, 39-41 London Road, Holmes Chapel, CW4 7AP	Yes	Yes	Yes	Yes	Yes	Yes	Yes	Yes		
Lloyds Pharmacy, 41a West Street, Congleton, CW12 1JN				Yes	Yes		Yes	Yes		
Mossley Pharmacy, 18 Biddulph Road, Mossley, Congleton, CW12 3LG	Yes	Yes		Yes		Yes	Yes			Yes
Salus Pharmacy, 62b Havannah Street, Buglawton, Congleton, CW12 2AT		Yes	Yes			Yes	Yes	Yes		
Superdrug Pharmacy, 39-41 High Street, Congleton, CW12 1AU		Yes	Yes	Yes	Yes		Yes			
Tesco Pharmacy, Barn Road, Congleton, CW12 1LR	Yes	Yes	Yes	Yes	Yes	Yes	Yes	Yes	Yes	Yes
Well Pharmacy, 1 Park Lane, Congleton, CW12 3DN		Yes	Yes		Yes	Yes	Yes	Yes		
DP = Designated Disabled Parking; WA = Entrance suitable for unaided wheelchair; WA all = all areas accessible by wheelchair; AD/B = Automatic door or bell at front door; HL = Hearing Loop; LPL = Large Print Labels or Leaflets; CA = Consultation area; CAWA = Consultation area accessible by wheelchair; T = access to toilet during consultation; TWA = toilet facilities accessible by wheelchair users										

Data Source: Pharmacy Survey 2021

Congleton, Holmes Chapel

General Practices as of October 2021

GP Practice Code	GP Name and Postcode	Dispensing Practice
N81027	READESMOOR MEDICAL GROUP PRACTICE, CW12 1JP	No
N81052	LAWTON HOUSE SURGERY, CW12 1QG	No
N81077	THE HEALTH CENTRE (HOLMES CHAPEL), CW4 7BB	Yes
N81118	MEADOWSIDE MEDICAL CENTRE, CW12 1DY	No

Data Source: NHSEI

CREWE

Pharmacy Opening Hours:

	Mon	Tue	Wed	Thur	Fri	Sat	Sun	100 Hrs
Rydale Pharmacy, 18 North Street, Coppenhall, Crewe, CW1 4NL	09:00-13:00, 14:00-17:30	09:00-13:00, 14:00-17:30	09:00-13:00, 14:00-17:00	09:00-13:00, 14:00-17:30	09:00-13:00, 14:00-17:30			No
Boots Pharmacy, 56-58 Market Street, Crewe, CW1 2EX	09:00-12:30, 13:30-17:30	09:00-12:30, 13:30-17:30	09:00-12:30, 13:30-17:30	09:00-12:30, 13:30-17:30	09:00-12:30, 13:30-17:30	09:00-12:30, 13:30-17:30		No
Rowlands Pharmacy, 66 Richard Moon Street, Crewe, CW1 3AX	09:00-13:00, 13:20-17:30	09:00-13:00, 13:20-17:30	09:00-13:00, 13:20-17:30	09:00-13:00, 13:20-17:30	09:00-13:00, 13:20-17:30			No
Well Pharmacy, Hungerford Medical Centre, School Crescent, Crewe, CW1 5HA	09:00-19:30	08:30-18:30	08:30-18:30	08:30-18:30	08:30-18:30			No
Asda Pharmacy, Victoria Centre, Crewe, CW1 2PT	08:00-23:00	07:00-23:00	07:00-23:00	07:00-23:00	07:00-23:00	07:00-22:00	10:00-16:00	Yes
West Street Pharmacy, 143 West Street, Crewe, CW1 3HH	09:00-18:00	09:00-18:00	09:00-18:00	09:00-18:00	09:00-18:00	09:00-13:00		No
Boots Pharmacy, Unit 12, Grand Junction Retail Pk, Crewe, CW1 2RP	08:00-23:59	08:00-23:59	08:00-23:59	08:00-23:59	08:00-23:59	08:00-22:00	11:00-17:00	Yes
Well Pharmacy, Rope Green Medical Centre, Rope Lane, Shavington, Crewe, CW2 5DA	08:15-18:30	08:00-18:30	08:00-18:30	08:15-18:30	08:15-18:30	09:00-13:00		No
Well Pharmacy, 1a Brookhouse Drive, Crewe, CW2 6NA	08:45-18:00	08:45-18:00	08:45-18:00	08:45-18:00	08:45-18:00			No
Well Pharmacy, 3 The Precinct, Readesdale Avenue,	09:00-17:30	09:00-17:30	09:00-17:30	09:00-17:30	09:00-17:30			No

Wistaston, Crewe, CW2 8UR								
Well Pharmacy, Eagle Bridge Health Ctr, Dunwoody Way, Crewe, CW1 3AW	08:30- 20:00	08:30- 18:30	08:30- 18:30	08:30- 18:30	08:30- 18:30	09:00- 13:00		No
Clear Pharmacy, 31-32 The Market Centre, Victoria Street, Crewe, CW1 2NG	08:45- 17:30	08:45- 17:30	08:45- 17:30	08:45- 17:30	08:45- 17:30	08:45- 17:30		No
Rowlands Pharmacy, 7 Kings Drive, Wistaston, Crewe, CW2 8HY	09:00- 13:00, 13:20- 18:00	09:00- 13:00, 13:20- 18:00	09:00- 13:00, 13:20- 18:00	09:00- 13:00, 13:20- 18:00	09:00- 13:00, 13:20- 18:00			No
Tesco Pharmacy, Vernon Way, Crewe, CW1 2DD	06:30- 22:30	06:30- 22:30	06:30- 22:30	06:30- 22:30	06:30- 22:30	08:00- 22:00	10:00- 16:00	Yes
Well Pharmacy, 139-141 Nantwich Road, Crewe, CW2 6DF	09:00- 18:00	09:00- 18:00	09:00- 18:00	09:00- 18:00	09:00- 18:00			No

Data Source: NHS England

Crewe

Public Health Commissioned Services as of January 2022

Pharmacy	SC	NE	SS	EHC	QS	CH
Asda Pharmacy, Victoria Centre, Crewe, CW1 2PT	Yes			Yes	Yes	Yes
Boots Pharmacy, 56-58 Market Street, Crewe, CW1 2EX				Yes	Yes	Yes
Boots Pharmacy, Unit 12, Grand Junction Retail Pk, Crewe, CW1 2RP	Yes			Yes	Yes	Yes
Clear Pharmacy, 31-32 The Market Centre, Victoria Street, Crewe, CW1 2NG	Yes	Yes				
West Street Pharmacy, 143 West Street, Crewe, CW1 3HH	Yes			Yes	Yes	Yes
Rowlands Pharmacy, 66 Richard Moon Street, Crewe, CW1 3AX				Yes	Yes	Yes
Rowlands Pharmacy, 7 Kings Drive, Wistaston, Crewe, CW2 8HY				Yes	Yes	Yes
Rydale Pharmacy, 18 North Street, Coppenhall, Crewe, CW1 4NL				Yes	Yes	
Tesco Pharmacy, Vernon Way, Crewe, CW1 2DD				Yes	Yes	
Well Pharmacy, Hungerford Medical Centre, School Crescent, Crewe, CW1 5HA	Yes			Yes	Yes	
Well Pharmacy, 139-141 Nantwich Road, Crewe, CW2 6DF	Yes			Yes	Yes	
Well Pharmacy, 1a Brookhouse Drive, Crewe, CW2 6NA				Yes	Yes	
Well Pharmacy, Eagle Bridge Health Ctr, Dunwoody Way, Crewe, CW1 3AW				Yes		Yes
Well Pharmacy, Rope Green Medical Centre, Rope Lane, Shavington, Crewe, CW2 5DA				Yes	Yes	
Well Pharmacy, 3 The Precinct, Readesdale Avenue, Wistaston, Crewe, CW2 8UR	Yes		Yes	Yes	Yes	
SC = Supervised Consumption; NE = Needle Exchange; SS = Stop Smoking services; EHC = Emergency Hormonal Contraception; QS = Quick Start Contraception; CH = Chlamydia Screening - Postal Kit						

Data Source: Public Health Commissioners

Crewe

Advanced Services from pharmacy survey with addresses as of September 2021

Pharmacy	Dispense Appliances	New Med	AUR	SAC
Asda Pharmacy, Victoria Centre, Crewe, CW1 2PT	None	Yes		
Boots Pharmacy, 56-58 Market Street, Crewe, CW1 2EX	All Types	Yes		
Boots Pharmacy, Unit 12, Grand Junction Retail Pk, Crewe, CW1 2RP	All Types	Yes		
Clear Pharmacy, 31-32 The Market Centre, Victoria Street, Crewe, CW1 2NG	All Types	Yes		
West Street Pharmacy, 143 West Street, Crewe, CW1 3HH	None	Yes		
Rowlands Pharmacy, 66 Richard Moon Street, Crewe, CW1 3AX	Dressings	Yes	Yes	
Rowlands Pharmacy, 7 Kings Drive, Wistaston, Crewe, CW2 8HY	All Types	Yes		
Rydale Pharmacy, 18 North Street, Copenhall, Crewe, CW1 4NL	All Types	Yes		
Tesco Pharmacy, Vernon Way, Crewe, CW1 2DD	All Types	Yes		
Well Pharmacy, Hungerford Medical Centre, School Crescent, Crewe, CW1 5HA	All Types	Yes		
Well Pharmacy, 139-141 Nantwich Road, Crewe, CW2 6DF	All Types	Yes		
Well Pharmacy, 1a Brookhouse Drive, Crewe, CW2 6NA	Incontinence appliances;Dressings	Yes		
Well Pharmacy, Eagle Bridge Health Ctr, Dunwoody Way, Crewe, CW1 3AW	Incontinence appliances;Dressings	Yes		
Well Pharmacy, Rope Green Medical Centre, Rope Lane, Shavington, Crewe, CW2 5DA	Incontinence appliances;Dressings	Yes		
Well Pharmacy, 3 The Precinct, Readesdale Avenue, Wistaston, Crewe, CW2 8UR	Incontinence appliances;Dressings	Yes		
New Med = New Medicines Service; AUR = Appliance Use Review; SAC = Stoma Appliance Customisation				

Data Source: Pharmacy Survey 2021

Crewe

Accessibility from pharmacy survey with addresses as of September 2021

Pharmacy	DP	WA	WA All	AD / B	HL	LPL	CA	CAWA	T	TWA
Asda Pharmacy, Victoria Centre, Crewe, CW1 2PT	Yes	Yes	Yes	Yes	Yes		Yes	Yes	Yes	Yes
Boots Pharmacy, 56-58 Market Street, Crewe, CW1 2EX		Yes	Yes	Yes	Yes	Yes	Yes	Yes		
Boots Pharmacy, Unit 12, Grand Junction Retail Pk, Crewe, CW1 2RP	Yes	Yes	Yes	Yes	Yes	Yes	Yes	Yes	Yes	Yes
Clear Pharmacy, 31-32 The Market Centre, Victoria Street, Crewe, CW1 2NG	Yes	Yes	Yes			Yes	Yes	Yes		Yes
West Street Pharmacy, 143 West Street, Crewe, CW1 3HH	Yes	Yes	Yes	Yes			Yes	Yes		
Rowlands Pharmacy, 66 Richard Moon Street, Crewe, CW1 3AX		Yes	Yes	Yes			Yes	Yes		
Rowlands Pharmacy, 7 Kings Drive, Wistaston, Crewe, CW2 8HY	Yes	Yes	Yes		Yes	Yes	Yes	Yes		
Rydale Pharmacy, 18 North Street, Coppenhall, Crewe, CW1 4NL		Yes	Yes			Yes	Yes	Yes		
Tesco Pharmacy, Vernon Way, Crewe, CW1 2DD	Yes	Yes	Yes	Yes	Yes		Yes	Yes	Yes	Yes
Well Pharmacy, Hungerford Medical Centre, School Crescent, Crewe, CW1 5HA	Yes	Yes	Yes		Yes	Yes	Yes	Yes		
Well Pharmacy, 139-141 Nantwich Road, Crewe, CW2 6DF	Yes	Yes	Yes	Yes	Yes	Yes	Yes	Yes		
Well Pharmacy, 1a Brookhouse Drive, Crewe, CW2 6NA	Yes	Yes	Yes		Yes	Yes	Yes	Yes		
Well Pharmacy, Eagle Bridge Health Ctr, Dunwoody Way, Crewe, CW1 3AW	Yes	Yes	Yes	Yes	Yes	Yes	Yes	Yes		
Well Pharmacy, Rope Green Medical Centre, Rope Lane, Shavington, Crewe, CW2 5DA	Yes	Yes	Yes	Yes	Yes	Yes	Yes	Yes		

Well Pharmacy, 3 The Precinct, Readesdale Avenue, Wistaston, Crewe, CW2 8UR										
	Yes	Yes		Yes	Yes	Yes	Yes			

DP = Designated Disabled Parking; WA = Entrance suitable for unaided wheelchair; WA all = all areas accessible by wheelchair; AD/B = Automatic door or bell at front door; HL = Hearing Loop; LPL = Large Print Labels or Leaflets; CA = Consultation area; CAWA = Consultation area accessible by wheelchair; T = access to toilet during consultation; TWA = toilet facilities accessible by wheelchair users

Data Source: Pharmacy Survey 2021

Crewe

General Practices as of October 2021

GP Practice Code	GP Name and Postcode	Dispensing Practice
N81016	MILLCROFT MEDICAL CENTRE, CW1 3AW	No
N81044	HUNGERFORD MEDICAL CENTRE, CW1 5HA	No
N81053	EARNSWOOD MEDICAL CENTRE, CW1 3AW	No
N81068	GROSVENOR MEDICAL CENTRE, CW1 3HB	No
N81084	ROPE GREEN MEDICAL CENTRE, CW2 5DA	No
N81068001	Grosvenor Medical Centre: Gresty Brook Medical Centre, CW2 6NA	No

Data Source: NHSEI

KNUTSFORD

Pharmacy Opening Hours:

	Mon	Tue	Wed	Thur	Fri	Sat	Sun	100 Hrs
The Prescription Service Knutsford, 16 Princess Street , Knutsford, WA16 6BU	09:00-13:00, 13:20-18:00	09:00-13:00, 13:20-18:00	09:00-13:00, 13:20-18:00	09:00-13:00, 13:20-18:00	09:00-13:00, 13:20-18:00			No
Cohens Chemist, 38 Princess Street, Knutsford, WA16 6BN	09:00-18:00	09:00-18:00	09:00-18:00	09:00-18:00	09:00-18:00	09:00-13:00		No
Boots Pharmacy, 64 King Street, Knutsford, WA16 6DT	08:30-17:30	08:30-17:30	08:30-17:30	08:30-17:30	08:30-17:30	08:30-17:30	10:30-16:30	No
Well Pharmacy, 93 Town Lane, Mobberley, Knutsford, WA16 7HH	09:00-18:00	09:00-18:00	09:00-18:00	09:00-18:00	09:00-18:00			No
Cohens Chemist, 4 Parkgate Lane, Knutsford, WA16 8HG	09:00-13:00, 13:20-18:00	09:00-13:00, 13:20-18:00	09:00-13:00, 13:20-18:00	09:00-13:00, 13:20-18:00	09:00-13:00, 13:20-18:00			No

Data Source: NHS England

Knutsford

Public Health Commissioned Services as of January 2022

Pharmacy	SC	NE	SS	EHC	QS	CH
Boots Pharmacy, 64 King Street, Knutsford, WA16 6DT				Yes	Yes	Yes
Cohens Chemist, 38 Princess Street, Knutsford, WA16 6BN		Yes		Yes	Yes	
Rowlands Pharmacy, 4 Parkgate Lane, Knutsford, WA16 8HG			Yes	Yes	Yes	Yes
The Prescription Service Knutsford, 16 Princess Street , Knutsford, WA16 6BU				Yes		
Well Pharmacy, 93 Town Lane, Mobberley, Knutsford, WA16 7HH				Yes	Yes	
SC = Supervised Consumption; NE = Needle Exchange; SS = Stop Smoking services; EHC = Emergency Hormonal Contraception; QS = Quick Start Contraception; CH = Chlamydia Screening - Postal Kit						

Data Source: Public Health Commissioners

Knutsford

Advanced Services from pharmacy survey with addresses as of September 2021

Pharmacy	Dispense Appliances	New Med	AUR	SAC
Boots Pharmacy, 64 King Street, Knutsford, WA16 6DT	All Types	Yes		Yes
Cohens Chemist, 38 Princess Street, Knutsford, WA16 6BN	All Types	Yes		
Rowlands Pharmacy, 4 Parkgate Lane, Knutsford, WA16 8HG	All Types	Yes		
The Prescription Service Knutsford, 16 Princess Street, Knutsford, WA16 6BU	All Types	Yes		
Well Pharmacy, 93 Town Lane, Mobberley, Knutsford, WA16 7HH	Incontinence appliances; Dressings	Yes		
New Med = New Medicines Service; AUR = Appliance Use Review; SAC = Stoma Appliance Customisation				

Data Source: Pharmacy Survey 2021

Knutsford

Accessibility from pharmacy survey with addresses as of September 2021

Pharmacy	DP	WA	WA All	AD / B	HL	LPL	CA	CAWA	T	TWA
Boots Pharmacy, 64 King Street, Knutsford, WA16 6DT	Yes	Yes	Yes	Yes	Yes	Yes	Yes	Yes		
Cohens Chemist, 38 Princess Street, Knutsford, WA16 6BN	Yes	Yes	Yes			Yes	Yes			
Rowlands Pharmacy, 4 Parkgate Lane, Knutsford, WA16 8HG						Yes	Yes	Yes		
The Prescription Service Knutsford, 16 Princess Street, Knutsford, WA16 6BU	Yes	Yes	Yes	Yes	Yes	Yes	Yes	Yes		
Well Pharmacy, 93 Town Lane, Mobberley, Knutsford, WA16 7HH		Yes	Yes		Yes	Yes	Yes	Yes		
DP = Designated Disabled Parking; WA = Entrance suitable for unaided wheelchair; WA all = all areas accessible by wheelchair; AD/B = Automatic door or bell at front door; HL = Hearing Loop; LPL = Large Print Labels or Leaflets; CA = Consultation area; CAWA = Consultation area accessible by wheelchair; T = access to toilet during consultation; TWA = toilet facilities accessible by wheelchair users										

Data Source: Pharmacy Survey 2021

Knutsford
General Practices as of October 2021

GP Practice Code	GP Name and Postcode	Dispensing Practice
N81049	KNUTSFORD MEDICAL PARTNERSHIP, WA16 0LY	Yes
N81049002	Knutsford Medical Partnership: Town Lane Site, WA16 7HH	No

Data Source: NHSEI

MACCLESFIELD

Pharmacy Opening Hours:

	Mon	Tue	Wed	Thur	Fri	Sat	Sun	100 Hrs
Peak Pharmacy, 5-6 Weston Square, Earlsway, Macclesfield, SK11 8SS	09:00-13:00, 14:00-18:00	09:00-13:00, 14:00-18:00	09:00-13:00, 14:00-18:00	09:00-13:00, 14:00-18:00	09:00-13:00, 14:00-18:00	09:00-13:00, 14:00-17:30		No
London Road Pharmacy, Unit 1, 157 London Road, Macclesfield, SK11 7SP	09:00-18:00	09:00-18:00	09:00-17:30	09:00-17:30	09:00-17:30	09:00-12:30		No
Tytherington Pharmacy, 2-3 The Precinct, Tytherington, Macclesfield, SK10 2HB	09:00-18:00	09:00-18:00	09:00-18:00	09:00-18:00	09:00-18:00	09:00-13:00		No
Andrews Pharmacy, 71 Kennedy Avenue, Macclesfield, SK10 3DE	09:00-17:30	09:00-17:30	09:00-17:30	09:00-17:30	09:00-17:30	09:00-12:30		No
Boots Pharmacy, 12 Mill Street Mall, The Grosvenor Centre, Macclesfield, SK11 6AJ	08:00-17:30	08:00-17:30	08:00-17:30	08:00-17:30	08:00-17:30	08:30-17:30	11:00-16:00	No
Cohens Chemist, 46-48 Charlotte Street, Macclesfield, SK11 6JB	08:00-22:30	08:00-22:30	08:00-22:30	08:00-22:30	08:00-22:30	08:00-22:30	09:30-22:30	Yes
Cohens Chemist, Waters Green Medical Ctr, Sunderland Street, Macclesfield, SK11 6JL	07:00-22:00	07:00-22:00	07:00-22:00	07:00-22:00	07:00-22:00	07:00-22:00	10:00-20:00	Yes
Well Pharmacy, 209 Park Lane, Macclesfield, SK11 6UD	09:00-18:00	09:00-18:00	09:00-18:00	09:00-18:00	09:00-18:00			No

Lloyds Pharmacy, 61 Cumberland Street, Macclesfield, SK10 1BJ	07:00- 23:00	07:00- 23:00	07:00- 23:00	07:00- 23:00	07:00- 23:00	07:00- 22:00	10:00- 16:00	Yes
Well Pharmacy, Bollin House, Sunderland Street, Macclesfield, SK11 6JL	08:30- 18:00	08:30- 18:00	08:30- 18:00	08:30- 18:00	08:30- 18:00			No
Well Pharmacy, 78- 80 Sunderland Street, Macclesfield, SK11 6HN	09:00- 18:00	09:00- 18:00	09:00- 18:00	09:00- 18:00	09:00- 18:00	09:00- 13:00		No
Tesco Pharmacy, Tesco Superstore, Hibel Road, Macclesfield, SK10 2AB	08:00- 20:00	08:00- 20:00	08:00- 20:00	08:00- 20:00	08:00- 20:00	08:00- 20:00	10:00- 16:00	No

Data Source: NHS England

Macclesfield

Public Health Commissioned Services as of January 2022

Pharmacy	SC	NE	SS	EHC	QS	CH
London Road Pharmacy, Unit 1, 157 London Road, Macclesfield, SK11 7SP	Yes	Yes		Yes		
Tytherington Pharmacy, 2-3 The Precinct, Tytherington, Macclesfield, SK10 2HB				Yes		
Andrews Pharmacy, 71 Kennedy Avenue, Macclesfield, SK10 3DE	Yes	Yes		Yes		
Boots Pharmacy, 12 Mill Street Mall, The Grosvenor Centre, Macclesfield, SK11 6AJ				Yes	Yes	Yes
Cohens Chemist, Waters Green Medical Ctr, Sunderland Street, Macclesfield, SK11 6JL	Yes	Yes		Yes		Yes
Cohens Chemist, 46-48 Charlotte Street, Macclesfield, SK11 6JB	Yes			Yes	Yes	
Lloyds Pharmacy, 61 Cumberland Street, Macclesfield, SK10 1BJ						
Peak Pharmacy, 5-6 Weston Square, Earlsway, Macclesfield, SK11 8SS		Yes		Yes	Yes	Yes
Tesco Pharmacy, Tesco Superstore, Hibel Road, Macclesfield, SK10 2AB				Yes	Yes	Yes
Well Pharmacy, 209 Park Lane, Macclesfield, SK11 6UD			Yes	Yes	Yes	
Well Pharmacy, Bollin House, Sunderland Street, Macclesfield, SK11 6JL				Yes	Yes	
Well Pharmacy, 78-80 Sunderland Street, Macclesfield, SK11 6HN	Yes			Yes	Yes	Yes
SC = Supervised Consumption; NE = Needle Exchange; SS = Stop Smoking services; EHC = Emergency Hormonal Contraception; QS = Quick Start Contraception; CH = Chlamydia Screening - Postal Kit						

Data Source: Public Health Commissioners

Macclesfield

Advanced Services from pharmacy survey with addresses as of September 2021

Pharmacy	Dispense Appliances	New Med	AUR	SAC
London Road Pharmacy, Unit 1, 157 London Road, Macclesfield, SK11 7SP	All Types	Yes		
Tytherington Pharmacy, 2-3 The Precinct, Tytherington, Macclesfield, SK10 2HB	All Types	Yes		
Andrews Pharmacy, 71 Kennedy Avenue, Macclesfield, SK10 3DE	All Types	Yes		
Boots Pharmacy, 12 Mill Street Mall, The Grosvenor Centre, Macclesfield, SK11 6AJ	Dressings	Yes		
Cohens Chemist, Waters Green Medical Ctr, Sunderland Street, Macclesfield, SK11 6JL	None	Yes		
Cohens Chemist, 46-48 Charlotte Street, Macclesfield, SK11 6JB	All Types	Yes		
Lloyds Pharmacy, 61 Cumberland Street, Macclesfield, SK10 1BJ	Dressings	Yes		
Peak Pharmacy, 5-6 Weston Square, Earlsway, Macclesfield, SK11 8SS	All Types	Yes		Yes
Tesco Pharmacy, Tesco Superstore, Hibel Road, Macclesfield, SK10 2AB	None	Yes		
Well Pharmacy, 209 Park Lane, Macclesfield, SK11 6UD	Incontinence appliances;Dressings	Yes		
Well Pharmacy, Bollin House, Sunderland Street, Macclesfield, SK11 6JL	Incontinence appliances;Dressings	Yes		
Well Pharmacy, 78-80 Sunderland Street, Macclesfield, SK11 6HN	Incontinence appliances;Dressings	Yes		
New Med = New Medicines Service; AUR = Appliance Use Review; SAC = Stoma Appliance Customisation				

Data Source: Pharmacy Survey 2021

Macclesfield

Accessibility from pharmacy survey with addresses as of September 2021

Pharmacy	DP	WA	WA All	AD / B	HL	LPL	CA	CAWA	T	TWA
London Road Pharmacy, Unit 1, 157 London Road, Macclesfield, SK11 7SP	Yes			Yes		Yes	Yes			
Tytherington Pharmacy, 2-3 The Precinct, Tytherington, Macclesfield, SK10 2HB	Yes			Yes			Yes	Yes		
Andrews Pharmacy, 71 Kennedy Avenue, Macclesfield, SK10 3DE	Yes	Yes	Yes	Yes		Yes	Yes	Yes		Yes
Boots Pharmacy, 12 Mill Street Mall, The Grosvenor Centre, Macclesfield, SK11 6AJ		Yes	Yes	Yes	Yes	Yes	Yes	Yes		
Cohens Chemist, Waters Green Medical Ctr, Sunderland Street, Macclesfield, SK11 6JL		Yes	Yes	Yes		Yes	Yes			
Cohens Chemist, 46-48 Charlotte Street, Macclesfield, SK11 6JB	Yes				Yes	Yes	Yes	Yes	Yes	
Lloyds Pharmacy, 61 Cumberland Street, Macclesfield, SK10 1BJ	Yes	Yes	Yes	Yes	Yes	Yes	Yes	Yes	Yes	Yes
Peak Pharmacy, 5-6 Weston Square, Earlsway, Macclesfield, SK11 8SS		Yes	Yes			Yes	Yes	Yes		
Tesco Pharmacy, Tesco Superstore, Hibel Road, Macclesfield, SK10 2AB	Yes	Yes	Yes	Yes	Yes	Yes	Yes	Yes	Yes	Yes
Well Pharmacy, 209 Park Lane, Macclesfield, SK11 6UD		Yes	Yes			Yes	Yes	Yes		
Well Pharmacy, Bollin House, Sunderland Street, Macclesfield, SK11 6JL		Yes	Yes	Yes	Yes	Yes	Yes	Yes		
Well Pharmacy, 78-80 Sunderland Street, Macclesfield, SK11 6HN		Yes	Yes	Yes	Yes	Yes	Yes	Yes		

DP = Designated Disabled Parking; WA = Entrance suitable for unaided wheelchair; WA all = all areas accessible by wheelchair; AD/B = Automatic door or bell at front door; HL = Hearing Loop; LPL = Large Print Labels or Leaflets; CA = Consultation area; CAWA = Consultation area accessible by wheelchair; T = access to toilet during consultation; TWA = toilet facilities accessible by

wheelchair users

Data Source: Pharmacy Survey 2021

Macclesfield

General Practices as of October 2021

GP Practice Code	GP Name and Postcode	Dispensing Practice
N81013	HIGH STREET SURGERY, SK11 6JL	No
N81029	SOUTH PARK SURGERY, SK11 6JL	No
N81062	CUMBERLAND HOUSE SURGERY, SK11 6JL	No
N81085	PARK LANE SURGERY, SK11 6JL	No
N81088	PARK GREEN SURGERY, SK11 6JL	No
N81632	BROKEN CROSS SURGERY, SK11 6JL	No

Data Source: NHSEI

NANTWICH AND RURAL

Pharmacy Opening Hours:

	Mon	Tue	Wed	Thur	Fri	Sat	Sun	100 Hrs
Boots Pharmacy, 14 Swinemarket, Nantwich, CW5 5LN	09:00-17:30	09:00-17:30	09:00-17:30	09:00-17:30	09:00-17:30	09:00-17:30		No
Well Pharmacy, 57 Beam Street, Nantwich, CW5 5NF	09:00-18:00	09:00-18:00	09:00-18:00	09:00-18:00	09:00-18:00			No
Lloyds Pharmacy, Middlewich Road, Nantwich, CW5 6PH	07:00-23:00	07:00-23:00	07:00-23:00	07:00-23:00	07:00-23:00	07:00-22:00	10:00-16:00	Yes
Well Pharmacy, Church View Care Centre, Off Beam Street, Nantwich, CW5 5NX	08:00-18:30	08:00-18:30	08:00-18:30	08:00-18:30	08:00-18:30			No
Morrisons Pharmacy, Station Road, Nantwich, CW5 5SP	09:00-19:00	09:00-19:00	09:00-19:00	09:00-19:00	09:00-20:00	09:00-19:00	10:00-16:00	No
Boots Pharmacy, 1 Cheshire Street, Audlem, Crewe, CW3 0AH	09:00-13:00, 14:00-18:00	09:00-13:00, 14:00-18:00	09:00-13:00, 14:00-18:00	09:00-13:00, 14:00-18:00	09:00-13:00, 14:00-18:00			No

Data Source: NHS England

Nantwich and Rural

Public Health Commissioned Services as of January 2022

Pharmacy	SC	NE	SS	EHC	QS	CH
Boots Pharmacy, 1 Cheshire Street, Audlem, Crewe, CW3 0AH				Yes	Yes	Yes
Boots Pharmacy, 14 Swinemarket, Nantwich, CW5 5LN	Yes	Yes		Yes	Yes	Yes
Lloyds Pharmacy, Middlewich Road, Nantwich, CW5 6PH						
Morrisons Pharmacy, Station Road, Nantwich, CW5 5SP				Yes	Yes	
Well Pharmacy, 57 Beam Street, Nantwich, CW5 5NF	Yes			Yes	Yes	
Well Pharmacy, Church View Care Centre, Off Beam Street, Nantwich, CW5 5NX				Yes	Yes	
SC = Supervised Consumption; NE = Needle Exchange; SS = Stop Smoking services; EHC = Emergency Hormonal Contraception; QS = Quick Start Contraception; CH = Chlamydia Screening - Postal Kit						

Data Source: Public Health Commissioners

Nantwich and Rural

Advanced Services from pharmacy survey with addresses as of September 2021

Pharmacy	Dispense Appliances	New Med	AUR	SAC
Boots Pharmacy, 1 Cheshire Street, Audlem, Crewe, CW3 0AH	All Types	Yes	Yes	
Boots Pharmacy, 14 Swinemarket, Nantwich, CW5 5LN	All Types	Yes		
Lloyds Pharmacy, Middlewich Road, Nantwich, CW5 6PH	Incontinence appliances; Dressings	Yes		
Morrisons Pharmacy, Station Road, Nantwich, CW5 5SP	All Types	Yes		
Well Pharmacy, 57 Beam Street, Nantwich, CW5 5NF	All Types	Yes		
Well Pharmacy, Church View Care Centre, Off Beam Street, Nantwich, CW5 5NX	Incontinence appliances; Dressings	Yes		
New Med = New Medicines Service; AUR = Appliance Use Review; SAC = Stoma Appliance Customisation				

Data Source: Pharmacy Survey 2021

Nantwich and Rural

Accessibility from pharmacy survey with addresses as of September 2021

Pharmacy	DP	WA	WA All	AD / B	HL	LPL	CA	CAWA	T	TWA
Boots Pharmacy, 1 Cheshire Street, Audlem, Crewe, CW3 0AH				Yes	Yes	Yes	Yes			
Boots Pharmacy, 14 Swinemarket, Nantwich, CW5 5LN		Yes	Yes	Yes	Yes	Yes	Yes	Yes		
Lloyds Pharmacy, Middlewich Road, Nantwich, CW5 6PH	Yes	Yes	Yes		Yes		Yes	Yes	Yes	Yes
Morrisons Pharmacy, Station Road, Nantwich, CW5 5SP	Yes	Yes	Yes	Yes	Yes	Yes	Yes	Yes	Yes	Yes
Well Pharmacy, 57 Beam Street, Nantwich, CW5 5NF		Yes	Yes		Yes	Yes	Yes	Yes		
Well Pharmacy, Church View Care Centre, Off Beam Street, Nantwich, CW5 5NX	Yes	Yes	Yes	Yes	Yes	Yes	Yes	Yes		

DP = Designated Disabled Parking; WA = Entrance suitable for unaided wheelchair; WA all = all areas accessible by wheelchair; AD/B = Automatic door or bell at front door; HL = Hearing Loop; LPL = Large Print Labels or Leaflets; CA = Consultation area; CAWA = Consultation area accessible by wheelchair; T = access to toilet during consultation; TWA = toilet facilities accessible by wheelchair users

Data Source: Pharmacy Survey 2021

Nantwich and Rural

General Practices as of October 2021

GP Practice Code	GP Name and Postcode	Dispensing Practice
N81001	AUDLEM MEDICAL PRACTICE, CW3 0AH	No
N81006	BUNBURY MEDICAL PRACTICE, CW6 9PE	Yes
N81010	NANTWICH HEALTH CENTRE, CW5 5NX	No
N81047	THE KILTEARN MEDICAL CTR., CW5 5NX	No
N81090	TUDOR SURGERY, CW5 5NX	No
N81614	THE SURGERY, CW5 8EW	Yes

Data Source: NHSEI

SMASH

Pharmacy Opening Hours:

	Mon	Tue	Wed	Thur	Fri	Sat	Sun	100 Hrs
Alsager Pharmacy, 25 Lawton Road, Alsager, Stoke-on-Trent, ST7 2AA	08:15-18:30	08:15-18:30	08:15-18:30	08:15-18:30	08:15-18:30	09:00-17:00		No
Chemist Counter Direct Limited, Unit 1 Drummer Farm Buildings, Dubthorn Lane, Betchton Heath, Sandbach, CW11 4TA	09:00-17:00	09:00-17:00	09:00-17:00	09:00-17:00	09:00-17:00			No
Rowlands Pharmacy, 28 Wheelock Street, Middlewich, CW10 9AG	09:00-13:00, 13:20-17:30	09:00-13:00, 13:20-17:30	09:00-13:00, 13:20-17:30	09:00-13:00, 13:20-17:30	09:00-13:00, 13:20-17:30			No
Rowlands Pharmacy, St Anne's Walk, Middlewich, CW10 9BE	08:30-13:20, 13:40-18:30	08:30-13:20, 13:40-18:30	08:30-13:20, 13:40-18:30	08:30-13:20, 13:40-18:30	08:30-13:20, 13:40-18:30			No
Rowlands Pharmacy, Haslington Surgery, Crewe Road, Haslington, Crewe, CW1 5QY	09:00-13:00, 13:20-17:30	09:00-13:00, 13:20-17:30	09:00-13:00, 13:20-17:30	09:00-13:00, 13:20-17:30	09:00-13:00, 13:20-17:30			No
Well Pharmacy, Cedars Medical Centre, 12 Sandbach Road South, Alsager, ST7 2LU	08:30-18:30	08:30-18:30	08:30-17:00	08:30-18:30	08:30-18:30			No
Well Pharmacy, 3 Commons, Sandbach, CW11 1EG	09:00-18:00	09:00-18:00	09:00-18:00	09:00-18:00	09:00-18:00	09:00-13:00		No
Well Pharmacy, Ashfields P/Care Centre, Middlewich Road, Sandbach, CW11 1DH	08:00-19:00	08:00-19:00	08:00-19:00	08:00-19:00	08:00-19:00			No
Moston Pharmacy Services, G4 Dragons Wharf, Dragons Lane, Sandbach, CW11 3PA	09:00-17:00	09:00-17:00	09:00-17:00	09:00-17:00	09:00-17:00			No

Well Pharmacy, Lawton Road, Alsager, ST7 2AA	09:00- 18:00	09:00- 18:00	09:00- 18:00	09:00- 18:00	09:00- 18:00	09:00- 13:00		No
Cledford Pharmacy, 70 Warmingham Lane, Middlewich, CW10 0DJ	09:00- 18:00	09:00- 18:00	09:00- 18:00	09:00- 18:00	09:00- 18:00	09:00- 12:30		No
Boots Pharmacy, 5-7 High Street, Sandbach, CW11 1AH	09:00- 17:30	09:00- 17:30	09:00- 17:30	09:00- 17:30	09:00- 17:30	09:00- 17:00		No
Wise Pharmacy, 11 London Road, Elworth, Sandbach, CW11 3BD	09:00- 18:00	09:00- 18:00	09:00- 18:00	09:00- 18:00	09:00- 18:00	09:00- 12:30		No

Data Source: NHS England

SMASH

Public Health Commissioned Services as of January 2022

Pharmacy	SC	NE	SS	EHC	QS	CH
Alsager Pharmacy, 25 Lawton Road, Alsager, Stoke-on-Trent, ST7 2AA		Yes	Yes	Yes		
Boots Pharmacy, 5-7 High Street, Sandbach, CW11 1AH		Yes		Yes	Yes	Yes
Cledford Pharmacy, 70 Warmingham Lane, Middlewich, CW10 0DJ				Yes	Yes	Yes
Chemist Counter Direct Limited, Unit 1 Drummer Farm Buildings, Dubthorn Lane, Betchton Heath, Sandbach, CW11 4TA						
Moston Pharmacy Services, G4 Dragons Wharf, Dragons Lane, Sandbach, CW11 3PA						
Rowlands Pharmacy, 28 Wheelock Street, Middlewich, CW10 9AG				Yes	Yes	Yes
Rowlands Pharmacy, Haslington Surgery, Crewe Road, Haslington, Crewe, CW1 5QY				Yes	Yes	Yes
Rowlands Pharmacy, St Anne's Walk, Middlewich, CW10 9BE	Yes	Yes		Yes		Yes
Well Pharmacy, Ashfields P/Care Centre, Middlewich Road, Sandbach, CW11 1DH				Yes	Yes	
Well Pharmacy, 3 Commons, Sandbach, CW11 1EG				Yes	Yes	
Wise Pharmacy, 11 London Road, Elworth, Sandbach, CW11 3BD	Yes			Yes	Yes	
Well Pharmacy, Cedars Medical Centre, 12 Sandbach Road South, Alsager, ST7 2LU				Yes	Yes	
Well Pharmacy, Lawton Road, Alsager, ST7 2AA				Yes		
SC = Supervised Consumption; NE = Needle Exchange; SS = Stop Smoking services; EHC = Emergency Hormonal Contraception; QS = Quick Start Contraception; CH = Chlamydia Screening - Postal Kit						

Data Source: Public Health Commissioners

SMASH

Advanced Services from pharmacy survey with addresses as of September 2021

Pharmacy	Dispense Appliances	New Med	AUR	SAC
Alsager Pharmacy, 25 Lawton Road, Alsager, Stoke-on-Trent, ST7 2AA	Stoma appliances;Dressings	Yes		
Boots Pharmacy, 5-7 High Street, Sandbach, CW11 1AH	All Types	Yes		
Cledford Pharmacy, 70 Warmingham Lane, Middlewich, CW10 0DJ	All Types	Yes		
Chemist Counter Direct Limited, Unit 1 Drummer Farm Buildings, Dubthorn Lane, Betchton Heath , Sandbach, CW11 4TA	None	Yes		
Moston Pharmacy Services, G4 Dragons Wharf, Dragons Lane, Sandbach, CW11 3PA	All Types	Yes		
Rowlands Pharmacy, 28 Wheelock Street, Middlewich, CW10 9AG	All Types	Yes		
Rowlands Pharmacy, Haslington Surgery, Crewe Road, Haslington, Crewe, CW1 5QY	Dressings	Yes		
Rowlands Pharmacy, St Anne's Walk, Middlewich, CW10 9BE	All Types	Yes		
Well Pharmacy, Ashfields P/Care Centre, Middlewich Road, Sandbach, CW11 1DH	All Types	Yes		
Well Pharmacy, 3 Commons, Sandbach, CW11 1EG	All Types	Yes		
Wise Pharmacy, 11 London Road, Elworth, Sandbach, CW11 3BD	All Types			
Well Pharmacy, Cedars Medical Centre, 12 Sandbach Road South, Alsager, ST7 2LU	Incontinence appliances;Dressings	Yes		
Well Pharmacy, Lawton Road, Alsager, ST7 2AA	Incontinence appliances;Dressings	Yes		
New Med = New Medicines Service; AUR = Appliance Use Review; SAC = Stoma Appliance Customisation				

Data Source: Pharmacy Survey 2021

SMASH

Accessibility from pharmacy survey with addresses as of September 2021

Pharmacy	DP	WA	WA All	AD / B	HL	LPL	CA	CAWA	T	TWA
Alsager Pharmacy, 25 Lawton Road, Alsager, Stoke-on-Trent, ST7 2AA	Yes	Yes	Yes			Yes	Yes	Yes		
Boots Pharmacy, 5-7 High Street, Sandbach, CW11 1AH	Yes	Yes	Yes	Yes	Yes	Yes	Yes			
Cledford Pharmacy, 70 Warmingham Lane, Middlewich, CW10 0DJ		Yes	Yes		Yes	Yes	Yes		Yes	
Chemist Counter Direct Limited, Unit 1 Drummer Farm Buildings, Dubthorn Lane, Betchton Heath, Sandbach, CW11 4TA						Yes				
Moston Pharmacy Services, G4 Dragons Wharf, Dragons Lane, Sandbach, CW11 3PA		Yes	Yes			Yes	Yes	Yes	Yes	Yes
Rowlands Pharmacy, 28 Wheelock Street, Middlewich, CW10 9AG	Yes			Yes		Yes	Yes			
Rowlands Pharmacy, Haslington Surgery, Crewe Road, Haslington, Crewe, CW1 5QY	Yes	Yes	Yes	Yes			Yes	Yes		
Rowlands Pharmacy, St Anne's Walk, Middlewich, CW10 9BE	Yes	Yes	Yes	Yes	Yes	Yes	Yes	Yes		
Well Pharmacy, Ashfields P/Care Centre, Middlewich Road, Sandbach, CW11 1DH	Yes	Yes	Yes		Yes	Yes	Yes	Yes		
Well Pharmacy, 3 Commons, Sandbach, CW11 1EG	Yes	Yes	Yes		Yes	Yes	Yes	Yes		
Wise Pharmacy, 11 London Road, Elworth, Sandbach, CW11 3BD		Yes	Yes				Yes	Yes		
Well Pharmacy, Cedars Medical Centre, 12 Sandbach Road South, Alsager, ST7 2LU	Yes	Yes	Yes	Yes	Yes	Yes	Yes	Yes		
Well Pharmacy, Lawton Road, Alsager, ST7 2AA		Yes	Yes		Yes	Yes	Yes	Yes		

DP = Designated Disabled Parking; WA = Entrance suitable for unaided wheelchair; WA all = all areas accessible by wheelchair; AD/B = Automatic door or bell at front door; HL = Hearing Loop; LPL = Large Print Labels or Leaflets; CA = Consultation area; CAWA = Consultation area accessible by wheelchair; T = access to toilet during consultation; TWA = toilet facilities accessible by wheelchair users

Data Source: Pharmacy Survey 2021

SMASH

General Practices as of October 2021

GP Practice Code	GP Name and Postcode	Dispensing Practice
N81008	THE CEDARS MEDICAL CENTRE, ST7 2LU	No
N81032	ASHFIELDS PRIMARY CARE CENTRE, CW11 1EQ	No
N81039	OAKLANDS, CW10 9BE	No
N81043	HASLINGTON SURGERY, CW1 5QY	No
N81071	GREENMOSS MEDICAL CENTRE, ST7 3BT	Yes
N81111	MEREPARK MEDICAL CENTRE, ST7 2LU	No
N81642	WATERS EDGE MEDICAL CENTRE, CW10 9BH	No

Data Source: NHSEI

Appendix C Glossary of terms and phrases defined in regulation 2 of the 2013 Regulations

Term or phrase	Explanation
Advanced services	<p>These are one class of directed services which can be provided by every community pharmacy providing NHS pharmaceutical services. The pharmacy must have a consultation room which complies with specifications in the regulations where these services are conducted with the patient.</p> <p>These services are New medicines service (NMS), seasonal flu vaccination service, Appliance Use Reviews, Stoma Customisation service, Hypertension Case Finding Service, Lateral Flow Distribution Service, Pandemic Delivery Service, Smoking cessation service, Hepatitis B screening service and the community pharmacy consultation service. Distance-selling pharmacy contractors can provide these services at their premises, face to face with patients.</p>
Community Pharmacist Consultation Service	<p>The objectives of the service are to manage appropriately NHS 111 requests for urgent medicine supply or treatment for a minor illness, reduce demand on the rest of the urgent care system, resolve problems leading to patients running out of their medicines and increase patients' awareness of electronic repeat dispensing. It allows community pharmacists to provide patients with an emergency supply of their medicines or to signpost them to another clinician who can manage their minor illness.</p>

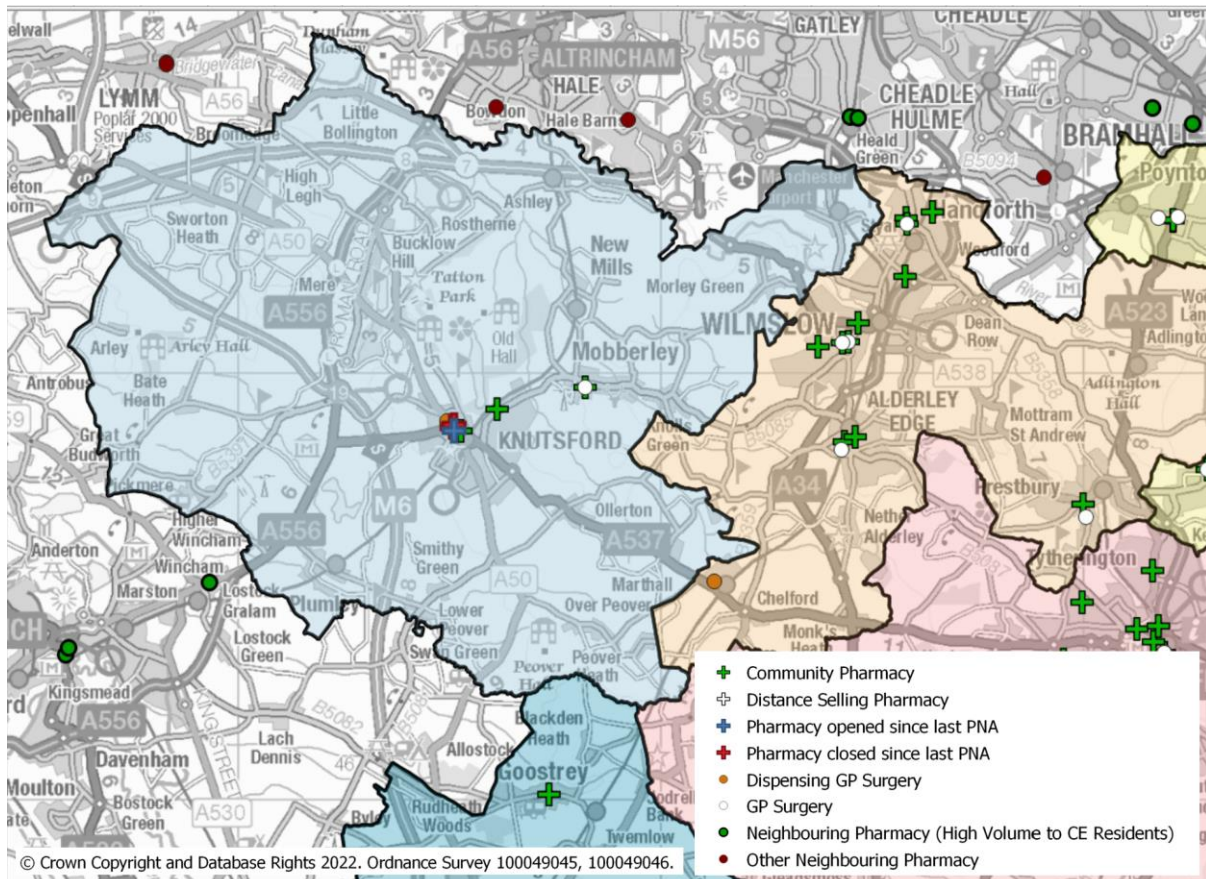
Controlled localities/controlled locality	A controlled locality is an area which has been determined, either by NHS England, a primary care trust a predecessor organisation or on appeal by the NHS Litigation Authority (whose appeal unit handles appeals for pharmaceutical market entry and performance sanctions matters), to be “rural in character”. It should be noted that areas that have not been formally determined as rural in character and therefore controlled localities, are not controlled localities unless and until NHS England determines them to be. Such areas may be considered as rural because they consist of open fields with few houses but they are not a controlled locality until they have been subject to a formal determination.
Directed services	Means additional pharmaceutical services provided in accordance with directions under section 127 of the 2006 Act. These are essential, advanced and enhanced services as set out in Directions.
Dispensing doctor(s)	These are providers of primary medical services who provide pharmaceutical services from medical practice premises in the area of NHS England; and general practitioners who are not providers of primary medical services but who provide pharmaceutical services from medical practice premises in the area of the HWB.
Distance selling premises	These premises could have been approved under the 2005 Regulations in which case they could be pharmacies or DACs. Under the 2012 and 2013 Regulations only pharmacy contractors may apply to provide services from distance selling premises. Distance-selling contractors are in the main internet and some mail-order, but they all cannot provide “essential services” to persons face to face at their premises and must provide a service across England to anyone who requests it.
Electronic Prescription Service (EPS)	This service allows prescriptions to be sent electronically to community pharmacy directly from the prescriber e.g. the GP. It removes the need for the doctor to supply a written paper prescription.

Essential services	These are services which every community pharmacy providing NHS pharmaceutical services must provide and is set out in their terms of service – these include the dispensing of medicines, promotion of healthy lifestyles and support for self-care. Distance-selling pharmacy contractors cannot provide essential services face to face at their premises.
Hypertension case finding service	This service aims to support the NHS Long Term Plan for prevention of cardiovascular disease by identifying people aged 40 years or older with high blood pressure who have previously not had a confirmed diagnosis of hypertension. Also to monitor a patient's blood pressure at the request of GP. Based on results the patient could be offered 24 ambulatory blood pressure monitoring.
Locally commissioned services	These are pharmaceutical services commissioned by NHS England, such as COVID-19 Vaccination Service, services to Care Homes, language access and patient group directions.
Neighbouring HWB	Used when, for example, an HWB is consulting on their draft PNA and needs to inform the HWBs which border their HWB area.
New Medicines Service (NMS)	One of the advanced services. The service provides support for people with long-term conditions newly prescribed a medicine to help improve medicines adherence; it is initially focused on particular patient groups and conditions.
NHS chemist	Means an NHS appliance contractor or an NHS pharmacist.
Seasonal Flu Vaccination	One of the advanced services. The service allows community pharmacists to vaccinate patients, in various at risk groups, against influenza.

Appendix D Map of Pharmacies in Care Communities

Knutsford Care Community

Knutsford: Since the last PNA, 2 pharmacies have closed in and one has opened in the town centre. One of the pharmacies to close was a 100 hour pharmacy. There are numerous nearby pharmacies in neighbouring LAs and many in Alderley Edge, Chelford, Handforth and Wilmslow.

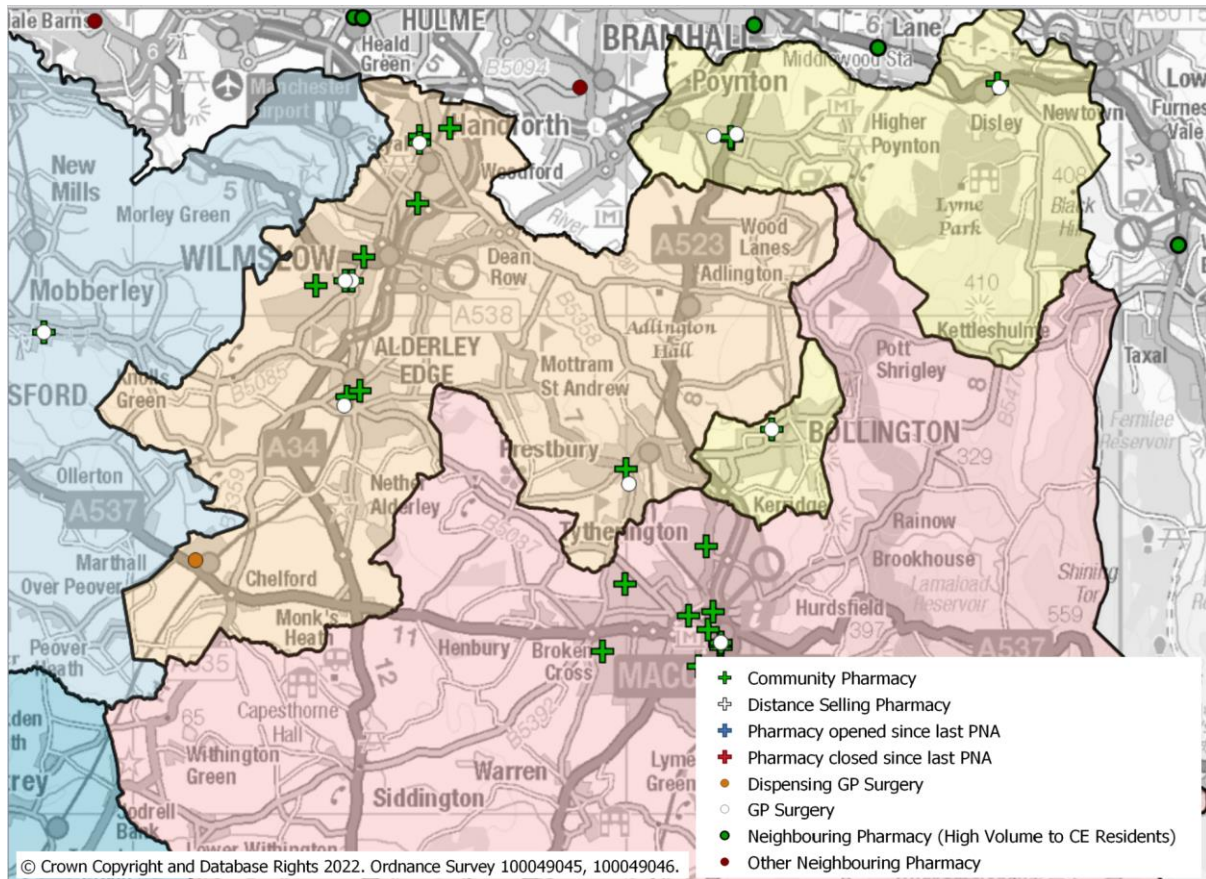


Alderley Edge, Chelford, Handforth and Wilmslow (CHAW)

There are many pharmacies outside of Cheshire East dispensing a relatively high volume of Cheshire East prescriptions.

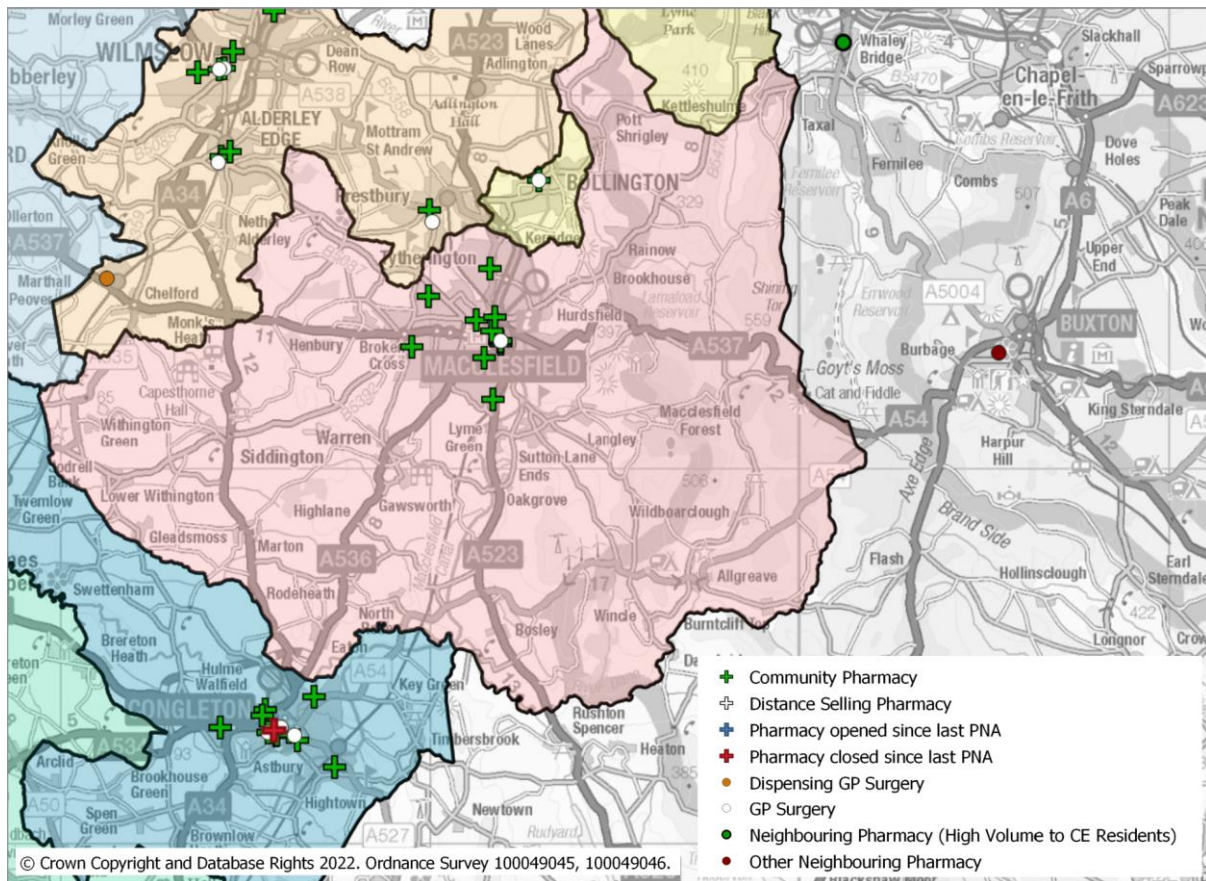
Bollington, Disley and Poynton

This non-contiguous care community is served by many pharmacies outside of Cheshire East as well as in nearby Macclesfield.



Macclesfield

Macclesfield pharmacies are clustered around the town centre. Residents also have access to nearby pharmacies in Congleton and Holmes Chapel, and Chelford, Alderley Edge, Handforth and Wilmslow.

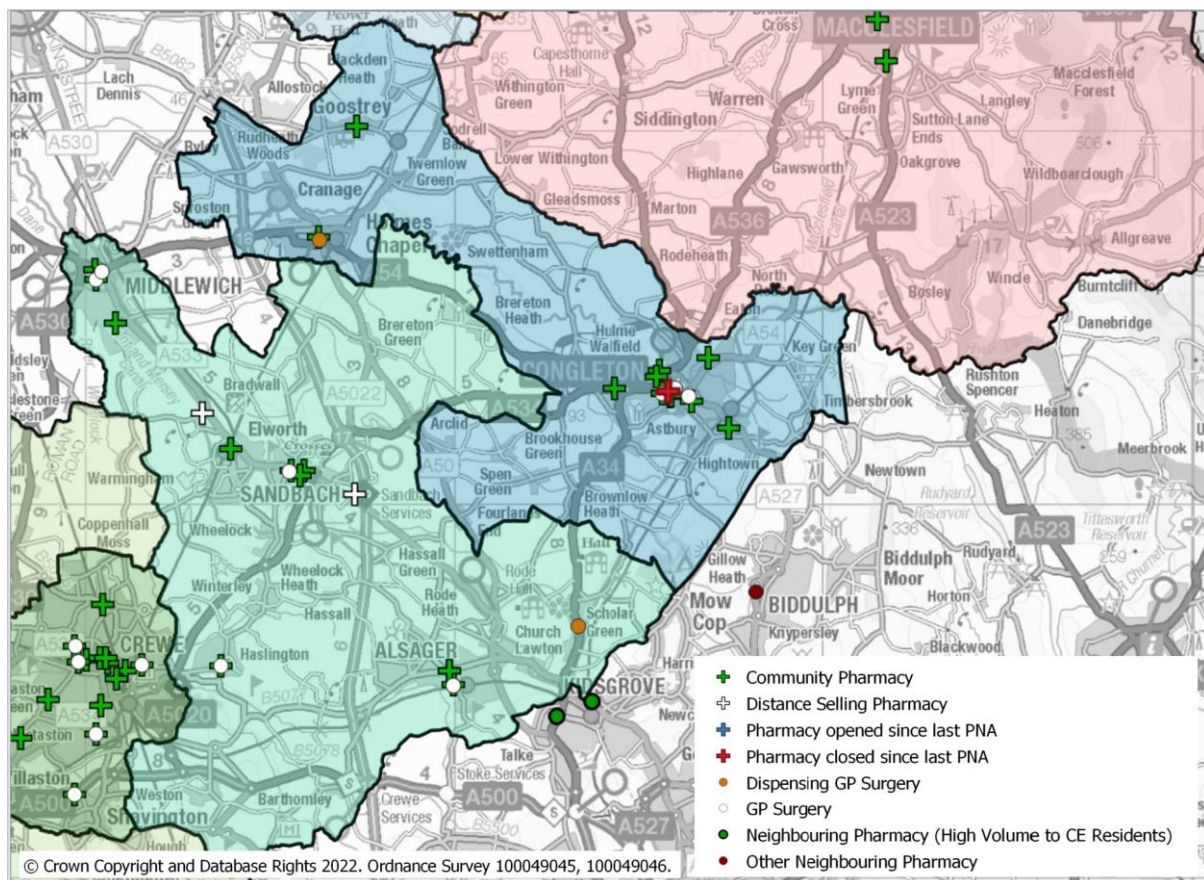


Congleton and Holmes Chapel

One 100 hour pharmacy has closed in Congleton since the last PNA. Outside of Congleton there is one pharmacy in Goostrey and one in Holmes Chapel.

SMASH

This care community has both of Cheshire East's distance selling pharmacies. Outside of Cheshire East, two pharmacies in Kidsgrove dispense a relatively large amount of Cheshire East prescriptions.

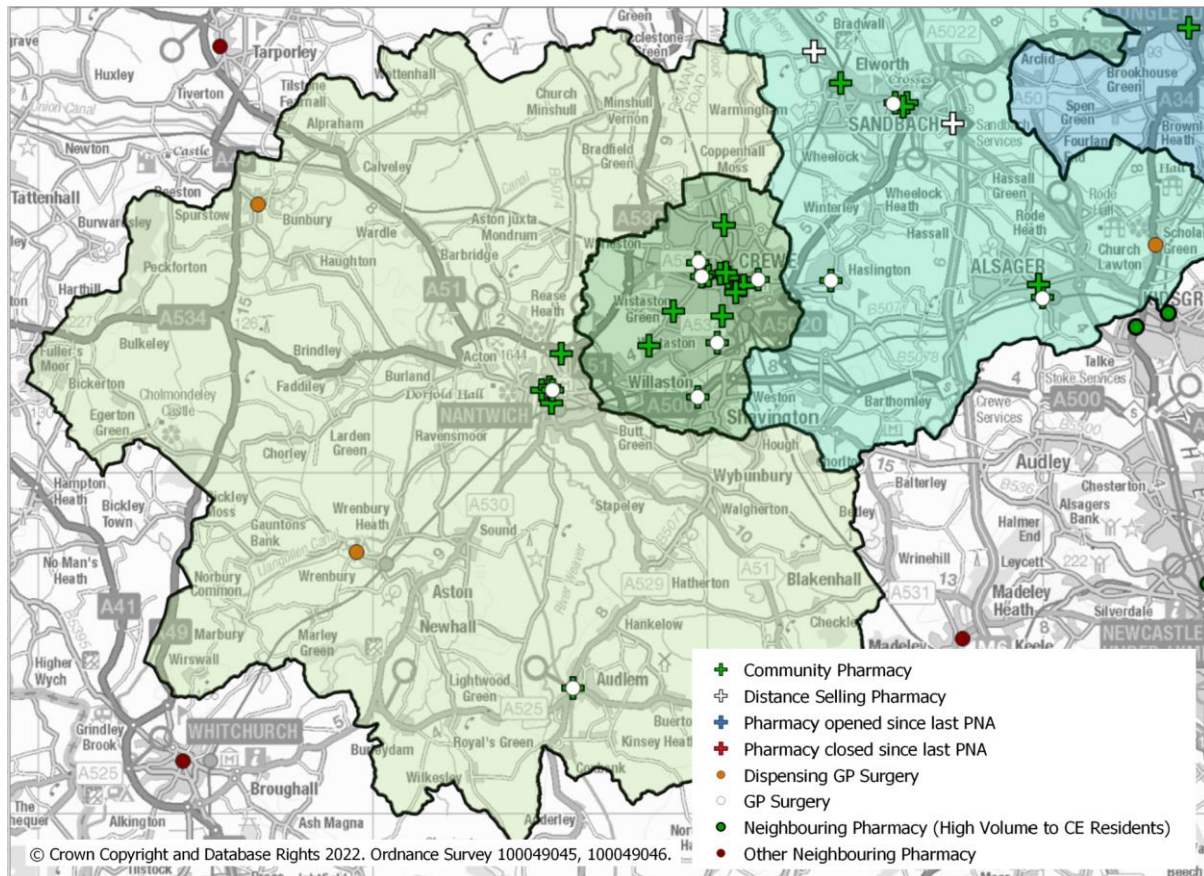


Crewe

There are many pharmacies in this densely populated care community.

Nantwich and Rural

The pharmacies are located in Nantwich and one in Audlem. There are also two Dispensing GP surgeries in the area.



Appendix E Healthwatch Engagement Qualitative Analysis

Vaccination experiences

This theme captures the experiences of going for a vaccination at a pharmacy in Cheshire East, whether that be for the flu or COVID-19 vaccination. The majority of the participants highlighted how they had a positive experience getting their vaccination within the pharmacies. However, for some people this was not the case. For instance, one of the participants highlighted that they were offered an appointment 9 miles away from where they lived, seen in the comment

"I want to have my booster but they want to send me 9 miles away for it and I really don't feel comfortable traveling that far because of Covid. I can walk to [PHARMACY] and I keep calling to ask for my jab but they haven't got any in stock."

This comment suggests that this participant was quite frustrated about having to travel a substantial distance to get their vaccination, as they knew that there was no need to travel because there is a pharmacy within walking distance, which they would have felt more comfortable going to. This comment also highlights how the pharmacy had no stock of the vaccinations. Lack of vaccination stock was also outlined by two other participants who said that

*"I booked an appointment on 119 and went in a few weeks ago. Whilst I waited a man came in and asked for a vaccine as he thought it was a walk in. He was told they had not had enough vaccine delivered so it was appointment only. This caused a lot of upset and he refused to leave. It was very distressing to watch.
Went into the walk in clinic today to find they were only doing appointments as they had not received the vaccines expected. I have been told to call at 5 to see what they have spare."*

These comments again highlight how there seems to be a shortage of vaccinations in some pharmacies which is causing frustration and upset for some individuals. These comments also suggest that there is a lack of communication as to whether the pharmacies are providing a walk-in service.

However, other participants had a much more positive experience when receiving their vaccination within a pharmacy. Some of the participants explained how efficient the service was, seen the comments

*"Good vaccination experience. Nurses were good, gentle and efficient".
"I booked all my vaccines online and went to the pharmacy. It was a great service, organised, no queueing, nearby. all very smooth".
"I had my first 2 covid vaccines there and they were just wonderful".
"We had our vaccines and everything was brilliant"*

These comments indicate that the participants were happy because of the service the pharmacies provided for instance, they didn't have to wait very long and the service was

nearby.

In contrast, one of the participants explained that they had to wait in a long queue for their booster but despite the wait they were happy with the service as outlined in the comment

“I wasn't able to get the Covid booster at my GPs but I found that I could have it at a local pharmacy. I was in a queue at the pharmacy for 2 hours, but staff were nice and I appreciated having the vaccine in a convenient local place”

This comment highlights how this participant was not able to get a vaccination at their GP practice, but their overall experience of having it done at the pharmacy was positive because of the staff members and locality of the pharmacy. However, this comment does bring to light how in demand the vaccination clinics are highlighted in the comment “I was in a queue at the pharmacy for 2 hours”.

Overall, the participants were satisfied with the vaccination services that were provided within the pharmacy provisions. They spoke about the staff being nice and helpful, their efficiency and how well organised the service was. However, some participants did highlight that they weren't happy with the service, and this was mainly because of the lack of vaccination supply and having to travel further than necessary.

Prescription service not meeting expectations

This theme highlights how the participants felt that the prescription service was not meeting their expectations as there is often mistakes with their orders. One participant explained that they have to check their prescription before leaving the pharmacy seen in the comment

“The last 2 years there has always been a problem. They issue old prescriptions. There is often items missing so I now always check myself before leaving. Its normally well over a week before they can get a prescription ready.”

This comment highlights that this participant has had issues with the prescription service for the past two years. In describing the experience of having to check their prescription before leaving the pharmacy suggests that they don't trust the pharmacy to get their prescription right due to previous experiences. They also highlight that there is a significant wait to get their prescription.

Similarly, another participant also highlighted that they had to wait to get their prescription.

“It really needs organising. They text to say my prescriptions is ready but when I get there I have to wait.”

This comment suggests that there is a lack of organisation when it comes to the prescription service. The fact that this participant has chosen to talk about their experience of pharmacies sending out texts before the prescription is ready suggests that they feel that this is something that needs addressing.

Related to this, another participant also highlighted that as well as there being a wait to get their prescription, the pharmacy often does not have the right stock to make up the prescription order seen in the comment below

“This pharmacy is shocking and I've now left and gone somewhere else which is a shame as this is my nearest. I've heard lots of people complain and move away from this pharmacy. When you go they either don't have what you need in your prescription or you have to wait for about 40 minutes to get your prescription, and the staff just talk amongst themselves and ignore you. Not a good pharmacy at all.”

This comment illustrates how a lack of customer service, long wait times and the pharmacy not having the stock to fulfil the order has resulted in this participant becoming frustrated and has led to them moving to an alternative pharmacy further away. They also highlighted how they know of other people who have moved from this pharmacy due to being unhappy.

Another participant also had similar experiences at their pharmacy which also resulted in a change of service seen in the comment

“I've not found this pharmacy good at all. The staff are not helpful and keep you waiting while they talk amongst themselves. Often wait a long time to be served, and then they might not have what was in your prescription. I've now changed to the Pharmacy To You service and this is so much better. It is delivered straight to home and on time with the medication you need”

The experiences of this participant are not too dissimilar to the experiences of others. However, this participant gives emphasis to the fact that since changing to the You Service they have been much happier.

Overall, this theme captures the participant's experiences of going into a pharmacy to collect a prescription. Long waits, poor customer service and mistakes with prescriptions were some of the experiences the participants highlighted. These experiences resulted in some of the participants changing pharmacies and provisions to get their prescriptions.

Positive experiences of using the Pharmacy

This theme outlines the participant's experiences of visiting their pharmacy and using their services such as the home delivery service. It also captures their experiences of visiting the pharmacy when the United Kingdom was locked down due to the Coronavirus pandemic.

Some of the participants shared their experiences of visiting the pharmacy which are highlighted in these comments

“They are very good, I can't fault them.”

“The staff in there are lovely, friendly, and very helpful.”

“Get my medicine from the pharmacy. They are always very helpful. It does get busy but I wait in the cafe.”

The participants described the staff as 'helpful and friendly' which suggests that they have a positive experience when visiting the pharmacies because of the service the staff provide. This also seems to be the case despite it being busy sometimes.

Similarly, some of the participants also spoke about their experiences of using the prescription delivery service seen in the comments

"They were brilliant for my mum, they would always deliver her medication on time."

"They are excellent and they deliver to me because I can't drive."

Both comments indicate that the delivery service is working well and that it is helping people access their prescriptions that would not be able to otherwise as they are unable to drive to the pharmacy.

Furthermore, some of the participants explained that the staff working in the pharmacies were helpful whilst the country was in lockdown, this is showcased in the comments

"The pharmacy has offered a good service during lockdown. Any prescriptions I've needed have been ready to collect within the week and staff have been helpful."

"Pharmacy have been helpful and delivered a good service in lockdown. Sometimes you see people complaining about their GP and Pharmacy on social media but I haven't had any problems."

These comments suggest that their experiences of using the pharmacy during lockdown were positive due to the staff being helpful and providing a good service overall. However, the second comment indicates that they have seen complaints from others on social media which suggests that other individuals may have had differing experiences to the ones that are outlined above.

Overall, this theme captures the positive experiences of using a pharmacy or one of their services. Friendly and helpful staff, efficient delivery services and a good service during lockdown are some of the experiences that the participants spoke about.

Appendix F Dispensing Doctors Survey

Introduction

A survey was sent to all dispensing doctors within the Cheshire East Health and Wellbeing Board area in December 2021. The survey used included the same questions that were covered by the 2018 Pharmaceutical Needs Assessment. All dispensing practices completed the survey between December and January 2022.

Opening hours of your dispensary

Practice Name	Weekday	Weekend
Bunbury Medical Practice	08:30 - 13:00 and 14:00 - 18:30	Closed
Chelford Surgery	08:00 - 18:30 (not closed for lunch)	Closed
Greenmoss Medical Centre	08:30 - 13:00 and 16:00 - 18:15	Closed
Holmes Chapel Health Centre	08:00 - 12:00 and 14:00 - 18:30	Closed
Knutsford Medical Partnership	08:00 - 13:00 and 13:30 - 18:30	Closed
Wrenbury Medical Practice	08:00 - 18:30 (not closed for lunch)	Closed

Does your dispensary close during the rolling half day education events?

Practice Name	Response
Bunbury Medical Practice	Yes
Chelford Surgery	Yes
Greenmoss Medical Centre	Yes
Holmes Chapel Health Centre	Yes
Knutsford Medical Partnership	Yes
Wrenbury Medical Practice	No

Do you have a specific area/room designated for pharmaceutical consultations?

Practice Name	Response
Bunbury Medical Practice	Yes
Chelford Surgery	No
Greenmoss Medical Centre	Yes
Holmes Chapel Health Centre	Yes
Knutsford Medical Partnership	No
Wrenbury Medical Practice	Yes

If No, please specify any alternative arrangements

Practice Name	Response
Bunbury Medical Practice	<i>As a GP surgery, we have several consulting rooms (answered 'Yes' to previous question)</i>
Chelford Surgery	<i>We have 9 clinical rooms that can be used for a confidential consultation if required. Dispensary staff are trained to deal with problems in a sensitive manner, recognising if a problem requires taking away from the general reception area</i>
Greenmoss Medical Centre	
Holmes Chapel Health Centre	
Knutsford Medical Partnership	<i>If a patient requires a consultation this would be offered with a GP or nurse, if they wish to speak to the dispenser this can be done in a free consulting room.</i>
Wrenbury Medical Practice	

If No, do you have any plans to provide one in the next twelve months?

Practice Name	Response
Bunbury Medical Practice	
Chelford Surgery	<i>No</i>
Greenmoss Medical Centre	
Holmes Chapel Health Centre	
Knutsford Medical Partnership	<i>No</i>
Wrenbury Medical Practice	

Current services provided

Please list below any pharmaceutical services currently provided which are not commissioned by NHS England North (Cheshire and Merseyside).

Practice Name	Response
Bunbury Medical Practice	<i>n/a</i>
Chelford Surgery	<i>Nil specific. Dispensary staff have direct access to a doctor and or nurse at all times of the day who can assist with any clinical assessment or service that a patient may require</i>
Greenmoss Medical Centre	
Holmes Chapel Health	

Centre	
Knutsford Medical Partnership	
Wrenbury Medical Practice	

Appliances

Does the dispensary dispense appliances?

Practice Name	Stoma appliances	Incontinence appliances	Dressings	Other
Bunbury Medical Practice	Yes	Yes	Yes	
Chelford Surgery	Yes	Yes	Yes	
Greenmoss Medical Centre	Yes	Yes	Yes	
Holmes Chapel Health Centre	Yes	No	Yes	
Knutsford Medical Partnership	Yes	Yes	Yes	
Wrenbury Medical Practice				<i>Most appliances supplied through Appliance Contractor unless specific reason and this is not possible.</i>

Non commissioned services

Does the dispensary provide any of the following?

Practice Name	Collection of prescription from surgeries?	Delivery of dispensed medicines- Free of charge?	Delivery of dispensed medicines- chargeable?
Bunbury Medical Practice	Yes	Yes	No
Chelford Surgery	No	Yes	No
Greenmoss Medical Centre	No	No	No
Holmes Chapel Health Centre	Yes	Yes	No
Knutsford Medical Partnership	No	No	No
Wrenbury Medical Practice	Yes	Yes	No

Delivery of dispensed medicines- selected patient groups (please specify groups)

Practice Name	Specified Groups
Bunbury Medical Practice	<i>Housebound, frail, where specific need</i>
Chelford Surgery	<i>house bound, vulnerable, end of life</i>
Greenmoss Medical Centre	<i>Vulnerable covid rules</i>
Holmes Chapel Health Centre	
Knutsford Medical Partnership	<i>No</i>
Wrenbury Medical Practice	<i>Our own patient prescriptions are held here re first question</i>

Delivery of dispensed medicines- selected geographical areas (please specify areas)

Practice Name	Specified Groups
Bunbury Medical Practice	<i>Our practice boundary - so much further than our village setting.</i>
Chelford Surgery	<i>practice area</i>
Greenmoss Medical Centre	
Holmes Chapel Health Centre	<i>Delivery to patients who have a need around vulnerability- patients within our catchment area</i>
Knutsford Medical Partnership	<i>No</i>
Wrenbury Medical Practice	<i>To patients within the practice boundary who qualify as dispensing patients only</i>

Supply of Monitored dosage system

Practice Name	Free of charge, if not covered by Equality Act (DDA)?	Chargeable, if not covered by Equality Act (DDA)?	Monitored dosage system only supplied if covered by DDA?
Bunbury Medical Practice	Yes	No	No
Chelford Surgery	Yes	No	No
Greenmoss Medical Centre	No	No	No
Holmes Chapel Health Centre	Yes	No	No

Knutsford Medical Partnership	No	No	No
Wrenbury Medical Practice	Yes	No	No

Access to the Dispensary for Patients

Can patients legally park within 50m of the dispensary?

All 6 practices responded 'Yes'.

How far is the nearest bus stop or train station to the dispensary?

Practice Name	Response
Bunbury Medical Practice	Within 100m
Chelford Surgery	Between 100m-500m
Greenmoss Medical Centre	Within 100m
Holmes Chapel Health Centre	Within 100m
Knutsford Medical Partnership	Between 500m-1000m
Wrenbury Medical Practice	Between 100m-500m

Do patients have access to designated disabled parking?

All 6 practices responded 'Yes'.

Is the entrance to the dispensary suitable for wheelchair access?

All 6 practices responded 'Yes'.

Are all areas of the dispensary floor accessible by wheelchair?

All 6 practices responded 'Yes'.

Do you have any other facilities in the dispensary aimed at supporting disabled people to access your dispensary service?

Practice Name	Automatic door assistance	Bell at door	Toilet Facilities accessible to wheelchair users	Hearing loop
Bunbury Medical Practice	Yes	Yes	Yes	Yes
Chelford Surgery	Yes	No	Yes	Yes
Greenmoss Medical Centre	Yes	No	Yes	Yes
Holmes Chapel Health	Yes	Yes	Yes	Yes

Centre				
Knutsford Medical Partnership	No	Yes	Yes	Yes
Wrenbury Medical Practice	Yes	Yes	Yes	Yes

Practice Name	Sign language	Large Print labels	Large Print leaflets	Wheelchair ramp access
Bunbury Medical Practice	No	Yes	Yes	Yes
Chelford Surgery	No	Yes	Yes	Yes
Greenmoss Medical Centre	No	Yes	Yes	Yes
Holmes Chapel Health Centre	No	Yes	Yes	Yes
Knutsford Medical Partnership	Yes	No	Yes	Yes
Wrenbury Medical Practice	Yes	Yes	Yes	No

Are you able to support patients whose first language is not English?

All 6 practices responded 'Yes'.

Are you aware of any gaps in access or pharmaceutical need for any of the following groups relating to their.....

Group	Response
Age	All 6 practices responded 'no' in relation to all these groups
Disability	
Gender	
People with/about to have reassignment of gender?	
Race	
Religion or belief	
Sexual orientation	