



Norfolk County Council



Annual SEND Survey 2022 – Easy Read Version



What is the Annual SEND Survey?



‘SEND’ is a shorter way of saying ‘Special Educational Needs’. This is when a child or a young person may need a little extra help with their learning.

Questions



1. What do you think about it?

Good

Bad

Not sure



We want to make sure that the ways we help children and young people are as good as they can be.

To help us, we want you to answer some questions about what you do in school, or college and at home.



You don't have to answer all the questions, you can choose when to write an answer. Ask an adult for help if you get stuck on any questions.

About You



1. How old are you?




2. If you want to, you can tell us what special educational needs or disabilities you have. If you are not sure, ask an adult you trust to help you.

Put an X in the circles that apply to you

- Autism
- Mental health difficulties
- Learning difficulties

- Physical disabilities
- Seeing or hearing difficulties
- Difficulties with talking and making yourself understood
- ADHD
- Allergies or asthma
- Medical needs such as epilepsy or diabetes
- Dyslexia or dyspraxia
- Down's syndrome
- Tourette's syndrome
- Other (please write in the box below)



A large empty rectangular box with a thin black border, containing a small pencil icon in the top-left corner.



3. What do you like to do in your free time?



A large empty rectangular box with a thin black border, containing a small pencil icon in the top-left corner.



4. Do you use the internet?
Please put an X in one of the
boxes

Yes

No

5. What websites or apps do
you use the most?



A large empty rectangular box for writing, with a small drawing of a pen in the top-left corner.

5. Who helps you? (Put an next to as many as you want)



Your family



Teachers




Yourself





Your Friends




Social Workers



Doctors and Nurses

If you have someone else who helps you,
write them here





6. Do you get the chance to make choices about your life?


Yes

No

Sometimes

Not Sure

7. Have you been supported to think about and plan for your future?



Yes

No

Not Sure



8. Do those supporting you involve you in decisions they make about you and your life?

- Yes
- No
- Not Sure

9. Are you in a place of learning or training which is helping you to make progress?

- Yes
- No
- Not Sure





10. Have you had support to get ready for the next steps in education, training or employment?

Yes

No

Not Sure

11. Do you have an Education Health and Care Plan (EHC Plan)?

Yes

No



When your EHC Plan is being talked about at school or college do you feel able to give your views?

Yes

No

Sometimes

No – I am not at school or college at the moment



Do you think your EHC Plan helps you to make progress in education and training?

- Yes
- No
- Sometimes
- Not Sure